

atturra

Annual Report 2024

# Acknowledgement of Country

Atturra acknowledges the Traditional Custodians of Country throughout Australia and their connections to Land, Sea and Community. We pay our respects to Elders past and present and extend that respect to all First Nations Peoples across Australia and the Torres Strait Islands.

## Contents

Letter to Shareholders	2
Business Overview	4
Client Showcase	6
Board of Directors and Key Management	8
ESG Highlights	10
General Information	12
Directors' Report	13
Auditor's Independence Declaration	31
Financial Report	32
Notes to the Consolidated Financial Statements	37
Consolidated Entity Disclosure Statement	84
Directors' Declaration	86
Independent Auditor's Report	87
Shareholder Information	92
Corporate Directory	95





We'll lead  
you there.

# Letter to Shareholders

I'm proud to share our achievements over the last 12 months in Atturra's Annual Report.

## Key Milestones

One of Atturra's key growth areas is continuing to expand our service offerings and industry position through acquisitions. Atturra completed the acquisitions of Silverdrop in August 2023, Sabervox Pty Ltd (Sabervox) in September 2023, and Cirrus Networks Holdings Limited (Cirrus) in December 2023.

Whilst Silverdrop added specialist capability in HR and payroll services, the Cirrus and Sabervox acquisitions have significantly boosted Atturra's managed services capability and collectively this has strengthened the foundation on which our industry and technology strategies are built. Together they have changed Atturra's revenue mix, significantly increasing the share of predictable, recurring revenue.

Our applications and infrastructure expertise and PMO capability enabled us to win a strategic multi-year deal in the mining and resources sector, and this is expected to generate \$30 million in revenue over the next three years. Our strength in the local government sector enabled us to win a transformational deal valued at \$8 million over three years.

We also signed over 40 new federal government contracts across multiple departments and agencies including Departments of Defence, Home Affairs, Finance, and Treasury, as well as the Australian Signals Directorate, Australian Criminal Intelligence Commission and Australian Financial Security Authority, showing confidence in Atturra's sovereign capabilities.

## Financial Highlights

We're extremely proud that even with the difficult market in Canberra, Atturra has managed to again overachieve our minimum benchmark of 20% revenue growth and 10.5% underlying EBITDA. Atturra has delivered FY24 revenue of \$243.4 million, an increase of 36.5% compared to the pcip. Underlying EBITDA of \$25.5 million is in line with previous guidance. This strong revenue growth reflects the successful integration of acquisitions and is a testament to Atturra's ability to continue to execute against its strategy. Statutory EBIT of \$14.1 million, down 15% on pcip primarily due to an increase in one-off M&A costs and acquisition-related amortisation compared to pcip.

In fact, since our listing on the ASX in 2021, we have exceeded our annual growth target of 20% and underlying EBITDA of 10.5% each year and continue to attain or outperform this key growth promise.



## Focus on our People

Our vision of being Australia's leading advisory and IT solutions provider continues to gain traction. Our total employee base is now more than 900 team members, and I'm pleased to see many high performing teams amongst this base across various areas of the business.

I'm proud of how all employees have embraced our One Atturra approach and culture. We have successfully integrated the managed services acquisitions into one strong-performing business unit, and our people's resilience and adaptability have enabled the rapid scale of our managed services capabilities.

As we expand, so does the diversity of our workforce — enriching our business through different experiences and perspectives. Through multiple initiatives, we strive to promote gender equality, diversity and inclusion within Atturra. Our efforts in this area have seen us win a Merit Award in the TechDiversity Awards business category this year, and saw us receive two finalist nominations in the Women in ICT Awards, in the Innovation and Shining Star categories.

## Integrating AI into our solutions

We recognise the value of all forms of AI capabilities and are acting on the opportunity it brings to improve business outcomes and community benefits. We are working closely with our technology partners to integrate and optimise AI models, data and infrastructure to deliver solutions to our clients that accelerate time to value.

## Progressing towards our vision

We remain steadfast in our goal to become Australia's leading advisory and IT solutions provider, with high engagement across technology, industries, employees, and clients.

### Our industry strategy is to focus on:

- Expanding into industries with a high barrier to entry, for example, Defence, requiring security clearances, and driving client retention.

- Industries without a clear market leader so that Atturra can become a service provider of choice. Specifically, Manufacturing, Local Government, and Education, where we rapidly grew to 300 schools in H1 FY24.
- Building scale through high-growth industries to develop sustainable and long-term relationships.

### Our technology strategy is to focus on:

- High-growth technologies so we can grow in lockstep with them. For example, Atturra has the largest team of onshore Boomi consultants and is the number one Boomi Partner APJ.
- Becoming the dominant provider of specialist technologies such as webMethods, OpenText, and QAD. For example, we are the only ANZ-based OpenText platinum Certified Partner.
- Expanding client adoption of AI and other smart technologies to reduce data management costs.

## Looking ahead

The pivot to managed services is set to increase the number of multi-year deals, meaning we can build stronger client relationships and have a higher chance of securing wins in the Business Applications space. This will further increase the share of predictable, recurring revenue and validate the inherent strength and relevance of our strategy.

Our recent acquisition of Brisbane-based advisory business Exent is also set to provide great opportunities. It will allow us to move beyond the challenging Canberra market and have a national presence. Instead of relying on defence and government work, Atturra will be able to secure advisory work in the commercial sector.

Thank you for your support and for joining us in another year of transformational change for Atturra. We look forward to continuing to build our exciting future together.

**Shan Kanji**  
Chairman

# Business Overview

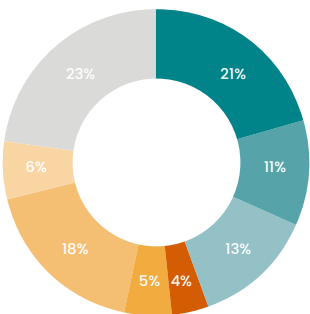
Atturra is an Australian, ASX-listed advisory and IT solutions business. We're headquartered in Sydney and have over 900 employees across Australia, New Zealand, Singapore and Hong Kong. We offer end-to-end digital transformation services for our clients.

Partnering with other leading global technology providers, we offer scalable, expert solutions. Atturra helps clients see exciting possibilities through technologies that work today and into the future.

## 2023-24 Highlights


### Client Metrics


Client Metrics FY24  
Revenue by Industry





- Defence and Federal Government
- State and Local Government
- Utilities
- Financial Services
- Manufacturing
- Education
- Energy and Resources
- Other


### Key Industries


 Defence


 Federal & State Government


 Financial Services

 Education

 Local Government

 Manufacturing

 Utilities

 Resources

### Awards

- OpenText**
  - APAC Regional Partner of the Year
- Smartsheet**
  - APJ MVP
- Mimecast**
  - Australian Acceleration Partner of the Year
- HPE**
  - Service Partner of the Year
- HP**
  - Education Partner of the Year
- AFR**
  - Australian Financial Review Fast 100 List
- Boomi**
  - APJ Partner of the Year
  - ANZ Partner of the Year
  - APJ Practice Excellence Partner of the Year
- Pure Storage**
  - APJ Partner of the Year

### Key Acquisitions

- August 2023**
  - Silverdrop Assets & Business Acquisition
- September 2023**
  - Sabervox Pty Ltd
- December 2023**
  - Cirrus Networks Holdings Limited

Atturra's Annual Reporting suite includes:

[2024 full-year financial results](#)

[Corporate governance documents](#)

[2024 Sustainability Report](#)

## Major Partnerships



opentext™

software AG

boomi

smartsheet

QAD

snowflake

Hewlett Packard  
Enterprise



nuix

aruba  
a Hewlett Packard  
Enterprise company

CISCO  
Partner

SOPHOS

veeam

vmware®

## MARKET SIZE

**\$48.8 billion**

Estimated IT services spend  
in Australia in 2024

## STAFF

**900+**

Employees

## SECURITY CLEARANCE

**300+**

Number of security-cleared staff

## NEW CLIENTS

**80+**

New clients during FY24



# Client Showcase

## Brisbane Grammar School

Brisbane Grammar School aspires to be the leading school for boys in Australia, and to achieve this they have a strong digital transformation agenda. A big part of this agenda is the work Atturra have been doing with the school in delivering a new Student Information System (SIS), called Scholarion.

It's the ultimate digital assistant for their school, a platform that organises and manages all the important information about their students, teachers, and school activities in one easy-to-use system. The new SIS will replace a legacy, on-premise system housing 42 bespoke applications, which couldn't provide them with up-to-date and reliable data.

As well as supporting Brisbane Grammar's strategic imperative around digital transformation and their growth agenda, it will allow them to remain competitive and enhance the collaboration and productivity of their people. The school is working with Atturra to offer the SIS modules to other educational institutions. Schools that lack the resources to develop their own SIS, but still need to streamline operations and ease the administrative load on their educators.

“

The new SIS is a key anchor for our growth and digital innovation. Atturra is a valuable partner, and it's great to see them meeting our set delivery timeframes for services and solutions that will underpin our SIS and digital ways of working for many years to come.

”

## Alexis Hill

Chief Information Officer  
Brisbane Grammar School

## Bass Coast Shire Council

Atturra helped progressive regional council, Bass Coast Shire advance its transformation strategy through a commercially competitive, high-quality IT solutions partnership.

Since 2017, Atturra's local support has enabled the council to adapt and respond to change and challenges while ensuring the best value for their taxpayers. Infrastructure, systems and processes have been uplifted, ICT management and governance has been enhanced, and visibility of their environment has been improved. Atturra's Managed Services supports and maintains reliable and cost-effective computing systems that reduce the risk of bugs and cyber breaches.

“

We value the Atturra teams' in-depth knowledge and retained IP of our environment. It enables us to reduce our commercial and delivery risk. Atturra's client-first attitude, agility and responsiveness to our requests have only strengthened the relationship over the years. They are an asset to our team and give us confidence we can deliver on our responsibilities to the citizens of Bass Coast Shire.

”

## Keith Ludowyk

Manager Transformation and  
Technology, Bass Coast Shire Council





## Synergy

Western Australia's largest integrated electricity generator and energy retailer has been able to improve its user experience with Atturra's Award-Winning OpenText solution.

Through a creative and collaborative approach, Atturra combined the management of over 250,000 drawings and technical documents into one system – OpenText. The team created prebuilt searches to improve searchability and then applied filters within the OpenText environment. Because the solution was simple and effective, no complex development or system training was required.

The drawing portal solution has enabled Synergy to work more efficiently across sites, improving cross-collaboration efforts. The experience for daily onsite users has been dramatically enhanced, and the solution has been embraced by all stakeholders, particularly Synergy's site leadership teams who supported this innovative project from the outset.

“

Our partner Atturra helped us implement a drawing management portal. It turned out the solution was using the OpenText product out of the box.

”

### Debbie Cutts

Manager of Enterprise Information Management, Synergy

# Board of Directors and Key Management



## Shan Kanji

**Non-Executive Chairman /  
Non-Independent**

Shan Kanji is the Non-Executive Chairman of Atturra. Shan has spent more than 15 years as a senior business leader with a proven track record of running scale diversified and complex industrial and technology businesses in Australia and New Zealand. He has extensive experience with start-ups in technology, property development, manufacturing and other sectors.

Shan was instrumental in the formation of, and growth in, Atturra and its predecessor organisations.

Shan is on the Board of the Australian Steel Institute, the nation's peak body representing the Australian manufactured steel supply chain.

Shan holds a Bachelor of Laws and a Bachelor of Commerce from the University of NSW and is a practising lawyer and the Principal of Kanji & Co.



## Stephen Kowal

**CEO & Executive Director /  
Non-Independent**

Stephen Kowal is the CEO and Executive Director of Atturra. Stephen has been the CEO since early 2019 and, prior to his appointment, has held senior executive and non-executive positions in the IT and consultancy sectors since 2001. Prior to joining Atturra, Stephen led sales for the Australian and New Zealand division for DXC Technology, a US multinational business-to-business IT services provider.

Stephen is highly experienced across the insurance, banking, government, and natural resources sectors, holding several Chief Information Officer roles within the US, Chile, and Australia.

Stephen holds a Bachelor of Science from the University of NSW, a Graduate Diploma in Applied Finance and Investment from the Securities Institute of Australia (FINSIA), and Diploma of Insurance from the Australian and New Zealand Institute of Insurance and Finance (ANZIF). ANZIF awarded Stephen the PC Wickens award in 2015.

Stephen is a Fellow of the Governance Institute of Australia (GIA), Fellow of FINSIA, Senior Associate of ANZIF and a member of the Australian Institute of Company Directors (AICD).



## Nicole Bowman

**Non-Executive Director /  
Independent**

Nicole is an experienced leader, non-executive director and lawyer whose leadership career has spanned over two decades across industries as diverse as mining, finance, sport and manufacturing, both in Australia and internationally.

In addition to her executive and legal experience, Nicole spent a combined total of seven years as a non-executive director of ASX-listed mining and exploration companies Blackthorn Resources Limited, and Intrepid Mines Limited. During this period Nicole chaired each of the Audit and Risk Committee and the Nomination and Remuneration Committee in turn.

Nicole also spent 5 years on the Board of the charity Dress for Success Sydney Inc. and is the founder of its Illawarra branch. In 2019 she was appointed the Australia Day Ambassador for Wollongong in recognition of her philanthropic work.

In 2019, Nicole established her own leadership practice and designed a bespoke leadership program, focused on coaching and training leaders and teams to enable them to achieve exceptional results using readily implementable and practical tools, insights and skills.

Nicole holds a Bachelor of Economics and Bachelor of Laws (Hons) from the University of Sydney, a Graduate Certificate in E-Commerce from the University of New England and is a member of the AICD.



## Jonathan Rubinsztein

**Non-Executive Director /  
Independent**

Jonathan, a seasoned CEO with a track record of building world class global technology companies and leading high-performance teams in the technology sector, has been a Non-Executive Director of Atturra since 2021.

Jonathan is currently the Chief Executive Officer at Nuix, an ASX-listed global company and a leading provider of investigative analytics and intelligence software with a vision of being a Force for Good and Finding Truth in a Digital Age.

Previously, Jonathan was Managing Director and CEO of Infomedia Ltd, an ASX-listed SaaS company.

Prior to that role, Jonathan was CEO and founding shareholder at UXC Red Rock Consulting, where he was instrumental in growing the business from a start-up to over 700 people across 13 offices in Australia, New Zealand, India, and Singapore. Jonathan was also a Founder and Director of RockSolid SQL, a company that built monitoring and automated data management software for over 18,000 databases globally.

Jonathan is an active member of YPO, a Global Leadership Community of CEOs and alongside his wife and three daughters, dedicates holiday time to working at the Missionvale charity in South Africa.



## Herb To

**Chief Financial Officer**

Herb To is the CFO of Atturra. He has held CFO roles in the IT, Telecoms, professional services and media industries for over 25 years across Australia, North America and the South Pacific.

Over his career, Herb has been the CFO of ASX-listed companies and held divisional executive positions with global multinational corporations. As CFO at Kantar ANZ, Herb oversaw the successful merger of Kantar with the WPP AUNZ Data Investment Management Group.

Herb is a Chartered Accountant, a Chartered Professional Accountant, and a Chartered Business Valuator. He holds a Bachelor of Accounting and Finance (Hons) from the University of Waterloo and a Graduate Diploma in Applied Finance and Investment from the Securities Institute of Australia (FINSIA).



## Kunal Shah

**Company Secretary**

Kunal Shah is the Company Secretary. Kunal has over 23 years of financial experience in the technology, manufacturing, and construction industries. Kunal has co-ordinated and assisted in numerous corporate transactions including acquisitions, divestments, and business restructures.

Kunal holds a Bachelor of Commerce from Gujarat University and a Master of Business in Accounting from the University of Technology, Sydney. Kunal is an Affiliate member of the Governance Institute of Australia.

# ESG Highlights

## Sustainability approach

Over the last 12 months, Atturra has continued on its growth trajectory through both organic growth and acquisitions of companies aligned to our business strategy. An important part of this process includes incorporating newly acquired businesses into our ESG planning. This will enable us to remain sustainably competitive, which is essential if we want to remain at the forefront of Australia's technology industry.

Our sustainability behaviours are aligned to the following five pillars:

1

### **Ethics and governance**

We continue to integrate our company values throughout all business areas, including newly acquired businesses, defining and clarifying the behaviours we expect. Our business operations are supported by a strong Corporate Governance framework overseen by the Board of Directors. Employees have access to tools for raising concerns, and we conduct regular internal audits to ensure compliance.

2

### **People and culture**

We have focused on keeping our promises to our people by uplifting our organisational learning and development and empowering employees to better manage and track their career growth. We've also become more intentional about workplace adjustments that help employees feel included and able to perform at their best. Over 25% of employees have voluntarily completed a neurodiversity e-learning module, which has led to greater acceptance. Our staff are 18% more engaged in peer-to-peer recognition and collectively we have saved 11% more on retail purchases through our Elevate discount portal.



3

### Protecting our workplace and clients

Atturra has doubled down on Business Continuity and Cyber Security by adopting a Defence-in-Depth strategy. This integrates people, technology, and operational capabilities, layering multiple security measures that protect our users and assets and adhere to frameworks such as ISO 27001: Information Security Management Systems, and Essential Eight. We have introduced desktop cyber security simulations for executives and mandatory security-specific training for all employees.

4

### Community support

Atturra exceeded its goal of saving 200 lives through blood and plasma donations to the Life Blood Bank. Across five states, our collective donations saved 270 lives. We provided 13,700+ fresh meals to people in need as part of our initiative with PonyUp for Good, an Engagement Agency & Social Enterprise. With the number of employees growing significantly through acquisitions, we also achieved our most successful Cancer Council Biggest Morning Tea fundraising total to date.

5

### Environmental accountability

Atturra's partnership with PonyUp for Good also resulted in 3,847 kgs of e-waste saved from landfill, with 20% of technology reused. We've also continued to progress towards our carbon offsetting and recycling targets, with most of our offices having NABERS ratings of 4.5 to 5.5.



# General information

30 June 2024

The financial statements cover Atturra Limited and the entities it controlled at the end of, or during, the financial year (**Atturra Group**). The financial statements are presented in Australian dollars, which is Atturra Limited’s functional and presentation currency.

Atturra Limited is a listed public company limited by shares, incorporated, and domiciled in Australia. Its registered office and principal place of business are:

Registered office	Principal place of business
Level 33, Aurora Place 88 Phillip Street Sydney NSW 2000	Level 2 10 Bond Street Sydney NSW 2000

A description of the nature of Atturra Group’s operations and its principal activities are included in the Directors’ report, which is not part of the financial statements.

The financial statements were authorised for issue, in accordance with a resolution of Directors, on 23 August 2024. The Directors have the power to amend and reissue the financial statements.

# Directors' report

30 June 2024

The Directors present their report, together with the financial statements, on Atturra Group at the end of, or during, the year ended 30 June 2024.

## Directors

The following persons were Directors of Atturra Limited during the whole of the financial year and up to the date of this report, unless otherwise stated:

Shan Kanji – Non-Executive Chairman

Stephen Kowal – Executive Director and Chief Executive Officer

Nicole Bowman – Independent Non-Executive Director

Jonathan Rubinsztein – Independent Non-Executive Director

## Principal activities

Atturra Group provides whole-of-organisation technology solutions covering service lines of advisory, managed services, business applications, data & integration, cloud services, change management, managed control solutions and industry engagement.

## Dividends

No dividends were paid, recommended, or declared during the current financial year to Atturra Limited shareholders. During the current financial year, a dividend of \$265,000 (2023: \$513,000) was paid to the minority shareholders of Noetic Group Pty Ltd, with the remainder being paid to Atturra Holdings Pty Ltd and FTS NHC Pty Ltd that was eliminated on consolidation.

## Review of operations

Atturra Group is a leading Australian technology solutions and managed services business. It provides expertise across a broad range of specialist in-demand IT areas to deliver solutions to clients. Atturra Group uses transformative, market leading technologies and business applications that enable digital transformations. Atturra Group engages over 900 consultants, IT and support personnel in Australia, New Zealand, Singapore, and Hong Kong.

Atturra Group has two key strategies, a technology strategy, and an industry strategy. The technology strategy is to focus on high growth technologies or technologies where it can have a market dominant position. The industry strategy is to focus on industries in which there is either a high barrier to entry or there is no clear market leader. These strategies are supported by an end-to-end IT managed services capability, ensuring that Atturra Group can manage the entire customer technology lifecycle.

The profit for Atturra Group after providing for income tax and non-controlling interest was \$9,784,000 (30 June 2023: \$10,241,000).

Shareholders' equity attributable to owners of Atturra Limited increased by \$71,125,000 from 30 June 2023 to \$150,186,000 as at 30 June 2024 and Atturra Group had cash on hand of \$60,639,000 as at 30 June 2024 (2023: \$44,250,000). Atturra Limited has 312,770,789 shares on issue as at 30 June 2024 (2023: 232,524,941).

Underlying earnings before interest, taxation, depreciation, and amortisation and other adjustments as disclosed (**Underlying EBITDA**) is a financial measure which is not prescribed by the Australian Accounting Standards Board (**AASB**) and represents the profit under AASB adjusted for specific items, including capital raising, share based payments, and merger and acquisition (**M&A**) transaction costs integration and retention costs. The Directors consider Underlying EBITDA to be one of the key financial measures of Atturra Group.

## Directors' report

The following table summarises key reconciling items between statutory profit after-tax and Underlying EBITDA:

	Consolidated	
	30 June 2024 \$'000	30 June 2023 \$'000
<b>Profit after income tax</b>	<b>9,731</b>	<b>10,643</b>
Add: Interest expense	1,823	1,110
Add: Income tax expense	3,332	5,308
Less: Interest income	(768)	(490)
<b>Reported EBIT</b>	<b>14,118</b>	<b>16,571</b>
Share-based payments	1,086	1,155
Revaluation of contingent consideration	(506)	–
M&A transaction and Capital raising costs	2,061	570
Gain on bargain purchase	(347)	–
M&A related retentions	692	399
Integration cost	1,926	–
<b>Underlying EBIT</b>	<b>19,030</b>	<b>18,695</b>
Depreciation	3,950	1,846
Amortisation	2,482	208
Depreciation included in cost of sales	–	260
<b>Underlying EBITDA</b>	<b>25,462</b>	<b>21,009</b>

### Business risks

A summary of material business risks that could adversely affect Atturra Group's financial performance and growth potential in future years include:

#### Ability to attract and retain clients

Atturra Group may not be able to retain existing clients when contract terms expire, or otherwise retain those clients to use Atturra Group's service offerings. Atturra Group may not be able to attract new clients at the rate, over time frames or with the pricing revenues and costs it currently expects or have experienced historically. Atturra Group ensures regular communications with clients and the assigned representative regularly connects with clients to ensure satisfaction with services, in addition all the major businesses have key Executive General Managers that overlook service delivery to ensure satisfaction. In relation to growth, Atturra Group runs a centralised process to coordinate sales to ensure that the Group actively looking to grow at all times. With the centralised oversight of sales, Atturra Group can continually react to market changes in both composition of services but also in prices in the market.

#### Competitive market and changes to market trends

Atturra Group operates in a competitive market with a number of other companies that provide similar IT services. There is a risk that competitors could enter the market who offer more cost-efficient services, develop new software or have significantly greater resources. Atturra Group continually monitors the competitive landscape for emerging technologies that may compete with existing offerings to ensure that Atturra Group can change the go to market if required. The risks Atturra Group faces are lower than the general market given the majority of the revenue in Atturra Group is a result of being a leader in certain specialisations, so the risk of disruption is minimised as any new market entrant would have significant resourcing challenges.



## Reliance on third party technology

Atturra Group relies on the success of third-party software for the development, implementation and operation of its service offerings. Atturra Group's operations would be materially impacted if existing third-party suppliers no longer made their software and technologies available or materially increase their pricing. Although Atturra Group has exposure to changes in directions of third party technology providers, and this exposure is material, it is likely any such change would provide us with a long lead time to react and find an alternative partner/product and it is likely that we would be well positioned to assist the client to transition to a new technology stack.

## Cyber security and Information technology infrastructure

There is a risk that security and technology precaution measures taken by Atturra Group will not be sufficient to prevent unauthorised access to the Atturra Group's networks, systems, and data bases. Atturra Group monitors its environment on a continuous basis to ensure security compliance, and in the event of an attack, Atturra Group has an advanced backup and recovery solutions.

## Significant changes in the state of affairs of Atturra Group during the current financial year

On 20 July 2023, Atturra Limited announced to the ASX that a wholly owned subsidiary, Galaxy 42 Pty Ltd, had entered into a binding sale and purchase agreement to acquire the business and certain assets of Silverdrop Education Pty Ltd, a specialist HR and payroll consulting firm. The maximum purchase consideration is \$3,300,000. \$2,120,000 was settled on completion, \$500,000 of Atturra Limited shares were issued to the Silverdrop vendors (577,367 shares at an issue price \$0.87) and there is additional earn out consideration of up to \$600,000 in cash subject to Silverdrop achieving performance hurdles based on audited EBIT results for the 10 months to 30 June 2024. The purchase consideration was funded from the Westpac debt facility. The transaction was completed on 30 August 2023.

On 6 September 2023, Atturra Limited announced to the ASX that a wholly owned subsidiary, Atturra Holdings Pty Ltd, had entered into a binding sale and purchase agreement to acquire Sabervox Pty Ltd (Sabervox) and its controlled entities, a managed IT services provider in regional NSW. The maximum purchase consideration is \$7,500,000. \$4,000,000 was settled on completion in cash with a working capital adjustment of \$148,000 resulting in a net cash payment of \$3,852,000, \$1,000,000 of Atturra Limited shares were issued to the Sabervox vendors (1,176,471 shares at an issue price \$0.85) and there is additional earn out consideration of up to \$2,500,000 in cash subject to Sabervox achieving performance hurdles based on audited EBITDA results for the 12 months ended 30 September 2024. The purchase consideration was funded from internal cash reserves. The transaction was completed on 29 September 2023.

On 11 September 2023, Atturra Limited announced to the ASX that a wholly owned subsidiary, Atturra Holdings Pty Ltd and Cirrus Networks Holdings Limited (Cirrus) and its controlled entities had entered into a binding scheme implementation deed under which Atturra Holdings Pty Ltd will acquire 100% of the shares in Cirrus, pursuant to a scheme of arrangement. Cirrus is a managed service and IT solutions provider with a presence primarily in ACT, WA and Victoria. On 15 September 2023, a revised offer of 6.3 cents per Cirrus share was made to Cirrus shareholders of cash and Atturra Limited shares resulting in a total purchase consideration of \$58,617,000. Of the total purchase consideration, \$44,568,000 was settled in cash and \$14,048,900 was settled by the issue of new Atturra Limited shares (15,937,505 shares at an issue price of \$0.8815). The purchase consideration was funded from debt funding, internal cash reserves and the issuance of new shares. The transaction was completed on 11 December 2023.

On 12 December 2023, Atturra Limited announced to the ASX an underwritten capital raising of approximately \$50 million (Capital Raising) at an issue price of \$0.80 per Atturra Limited share (Issue Price) comprising a 1 for 4 fully underwritten accelerated pro-rata non-renounceable entitlement offer ('Entitlement Offer' or 'Offer') to existing Atturra Limited shareholders. The Capital Raising was split up into two components:

- an accelerated institutional component (Institutional Entitlement Offer); and
- a retail component ('Retail Entitlement Offer').

The Institutional Entitlement Offer was completed on 19 December 2023 and resulted in 48,688,810 fully paid ordinary shares (New Shares) being issued. The New Shares issued under the Institutional Entitlement Offer rank equally with existing Atturra Limited shares on completion of the Capital Raising.

Post transaction costs, approximately \$38,170,000 was raised from the Institutional Entitlement Offer. Post the Institutional Entitlement Offer, Atturra Limited had 298,905,094 shares on issue.

## Directors' report

The Retail Entitlement Offer was completed on 30 January 2024 and resulted in 13,865,695 fully paid ordinary shares being issued. The New Shares issued under the Retail Entitlement Offer rank equally with existing Atturra Limited shares on completion of the Capital Raising.

Post transaction costs, approximately \$10,865,000 was raised from the Retail Entitlement Offer. Post the Retail Entitlement Offer, Atturra Limited has 312,770,789 shares on issue.

There were no other significant changes in the state of affairs of the Atturra Group during the financial year.

### Matters subsequent to the end of the financial year

On 15 July 2024, Atturra Limited announced to the ASX that a wholly owned subsidiary, Atturra Advisory Pty Ltd entered in a binding sale and purchase agreement to acquire the business of Exent Holdings Pty Ltd (Exent) and its controlled entities, an advisory and consulting firm specialising in business transformation in technology and data. The maximum total purchase consideration is \$8,000,000, with \$6,000,000 payable upfront in cash and up to \$2,000,000 for earn-out/post-completion consideration, subject to Exent achieving performance hurdles for FY25. The transaction was completed on 31 July 2024. At the time of signing of the Annual Report the Purchase Price Allocation is yet to be completed.

No other matter or circumstance has arisen since 30 June 2024 that has significantly affected, or may significantly affect Atturra Group's operations, the results of those operations, or Atturra Group's state of affairs in future financial years.

### Likely developments and expected results of operations

Information on likely developments in the operations of Atturra Group and the expected results of operations have not been included in this report because the Directors believe it would be likely to result in unreasonable prejudice to Atturra Group.

### Environmental regulation

Atturra Group is not subject to any significant environmental regulation under Australian Commonwealth or State law.

### Information on Directors

Name:	<b>Shan Kanji</b>
Title:	Non-Executive Chairman
Qualifications:	Shan holds a Bachelor of Laws and a Bachelor of Commerce from the University of NSW.
Experience and expertise:	Shan has spent more than 20 years as a senior business leader with a proven track record of running scale diversified and complex industrial and technology businesses in Australia and New Zealand. He has extensive experience with start-ups in technology, property development, manufacturing, and other sectors. Shan is a practising lawyer and the Principal of Kanji & Co.
Other current directorships:	Spirit Technology Solutions Limited (ASX: ST1) – appointed 31 January 2024
Former directorships (last 3 years):	None
Special responsibilities:	Member of the Audit and Risk Committee and Nominations and Remuneration Committee
Interests in shares:	173,909,207 ordinary shares
Interests in options:	None
Interests in performance rights:	None
Contractual rights to shares:	None

---

Name:	<b>Stephen Kowal</b>
Title:	Chief Executive Officer and Executive Director
Qualifications:	Stephen holds a Bachelor of Science from the University of NSW, a Graduate Diploma in Applied Finance and Investment from the Securities Institute of Australia, and Diploma of Insurance from Australian and New Zealand Institute of Insurance and Finance (ANZIF).
Experience and expertise:	Prior to his appointment as CEO for Atturra Group, Stephen has held senior executive and non-executive positions in the IT and the consultancy sectors since 2001. Stephen is highly experienced across the insurance, banking, government, and natural resources sectors, holding several Chief Information Officer roles within the United States, Chile, and Australia.
Other current directorships:	None
Former directorships (last 3 years):	None
Special responsibilities:	CEO and Executive Director
Interests in shares:	7,095,318 ordinary shares
Interests in options:	None
Interests in performance rights:	1,817,058
Contractual rights to shares:	None

---

Name:	<b>Nicole Bowman</b>
Title:	Independent Non-executive Director
Qualifications:	Nicole holds a Bachelor of Economics and Bachelor of Laws (Hons) from the University of Sydney and is a member of the AICD.
Experience and expertise:	Nicole is an experienced leader, non-executive director and former lawyer whose leadership career has spanned over 22 years across industries as diverse as mining, finance, sport and manufacturing, both in Australia and internationally.
Other current directorships:	None
Former directorships (last 3 years):	None
Special responsibilities:	Chair of the Audit and Risk Committee and Chair of the Nomination and Remuneration Committee
Interests in shares:	141,667 ordinary shares
Interests in options:	None
Interests in performance rights:	None
Contractual rights to shares:	None

---

## Directors' report

Name:	<b>Jonathan Rubinsztein</b>
Title:	Independent Non-executive Director
Experience and expertise:	Jonathan is the Group Chief Executive at Nuix, which is an ASX Listed Company and a leading provider of investigative analytics and intelligence software with a vision of "finding truth in the digital age".
Other current directorships:	Nuix Limited – appointed 6 December 2021
Former directorships (last 3 years):	Infomedia Ltd – appointed 14 March 2016, resigned 29 October 2021
Special responsibilities:	Member of the Audit and Risk Committee and Nomination and Remuneration Committee
Interests in shares:	6,075,055 ordinary shares
Interests in options:	None
Interests in performance rights:	None
Contractual rights to shares:	None

'Other current directorships' quoted above are current directorships for listed entities only and excludes directorships of all other types of entities, unless otherwise stated.

'Former directorships (last three years)' quoted above are directorships held in the last three years for listed entities only and excludes directorships of all other types of entities, unless otherwise stated.

### Company secretary

Kunal Shah is the company secretary. Kunal has over 23 years' financial experience in the technology, manufacturing, and construction industries. Kunal has coordinated and assisted in numerous corporate transactions including acquisitions, divestments, and business restructures.

Kunal holds a Bachelor of Commerce from Gujarat University and a Master of Business in Accounting from the University of Technology, Sydney. Kunal is an Affiliate member of the Governance Institute of Australia.

### Meetings of Directors

The number of meetings of Atturra Limited's Board of Directors (**Board**) and of each Board committee held during the year ended 30 June 2024, and the number of meetings attended by each Director were:

	Full Board		Nomination and Remuneration Committee		Audit and Risk Committee	
	Attended	Held	Attended	Held	Attended	Held
Shan Kanji	13	13	4	4	7	7
Stephen Kowal*	13	13	–	–	4	7
Nicole Bowman	13	13	4	4	7	7
Jonathan Rubinsztein	13	13	4	4	7	7

\* Attended the Audit and Risk Committee meetings as a non-member.

Held: represents the number of meetings held during the time the Director held office or was a member of the relevant committee.

Note: The meetings of the Directors above relate to the meetings that took place during the year ended 30 June 2024.



## Remuneration report (audited)

The remuneration report details the key management personnel remuneration arrangements for Atturra Group, in accordance with the requirements of the Corporations Act 2001 and its Regulations.

Key management personnel are those persons having authority and responsibility for planning, directing and controlling the activities of the entity, directly or indirectly, including all Directors (KMPs).

The remuneration report is set out under the following main headings:

- Principles used to determine the nature and amount of remuneration
- Details of remuneration
- Service agreements
- Share-based compensation
- Additional disclosures relating to KMPs

### Principles used to determine the nature and amount of remuneration

The objective of Atturra Group's executive reward framework is to ensure reward for performance is competitive and appropriate for the results delivered. The framework aligns executive reward with the achievement of strategic objectives and the creation of value for shareholders, and it is considered to conform to the market best practice for the delivery of reward. The Board ensures that executive reward satisfies the following key criteria for good reward governance practices:

- competitiveness and reasonableness;
- acceptability to shareholders;
- performance linkage/alignment of executive compensation; and
- transparency.

The Nomination and Remuneration Committee is responsible for determining and reviewing remuneration arrangements for its Directors and executives. The performance of Atturra Group depends on the quality of its directors and executives. The remuneration philosophy is to attract, motivate and retain high performance and high-quality personnel.

The Nomination and Remuneration Committee has structured an executive remuneration framework that is market competitive and complementary to the reward strategy of Atturra Group.

The reward framework is designed to align executive reward to shareholders' interests. The Board has considered that it should seek to enhance shareholders' interests by:

- having economic profit as a core component of plan design;
- focusing on sustained growth in shareholder wealth, consisting of dividends and growth in share price, and delivering constant or increasing return on assets as well as focusing the executive on key non-financial drivers of value; and
- attracting and retaining high calibre executives.

Additionally, the reward framework should seek to enhance executives' interests by:

- rewarding capability and experience;
- reflecting competitive reward for contribution to growth in shareholder wealth; and
- providing a clear structure for earning rewards.

In accordance with best practice corporate governance, the structure of non-executive Director and executive Director remuneration is separate.

# Directors' report

## Non-executive Directors' remuneration

Fees and payments to non-executive Directors reflect the demands and responsibilities of their role. Non-executive Directors' fees and payments are reviewed annually by the Nomination and Remuneration Committee, except in relation to Shan Kanji who was not paid any Directors fees in the current or previous financial year. The Nomination and Remuneration Committee may, from time to time, receive advice from independent remuneration consultants to ensure non-executive Directors' fees and payments are appropriate and in line with the market. Non-executive Directors do not receive performance rights, share options or other incentives.

The total aggregate amount provided to all non-executive Directors of Atturra Limited for their services as Directors must not exceed in any financial year the amount fixed by Atturra Limited in a general meeting. This amount is fixed at \$900,000 per annum.

## Executive remuneration

Atturra Group aims to reward executives based on their position and responsibility, with a level and mix of remuneration which has both fixed and variable components.

The executive remuneration and reward framework has four components:

- base pay and non-monetary benefits;
- short-term performance incentives;
- long-term share-based payments performance incentives; and
- other remuneration such as superannuation and long service leave.

The combination of these comprises the executive's total remuneration.

Fixed remuneration, consisting of base salary, superannuation and non-monetary benefits, are reviewed annually by the Nomination and Remuneration Committee based on individual and business unit performance, the overall performance of Atturra Group and comparable market remunerations.

Executives may receive their fixed remuneration in the form of cash or other fringe benefits (for example motor vehicle benefits) where it does not create any additional costs to Atturra Group and provides additional value to the executive.

The short-term incentives (STI) program is designed to align the targets of the business units with the performance hurdles of executives. STI payments are granted to executives based on annual targets being achieved for a combination of:

- i. Consolidated revenue for Atturra Group,
- ii. Revenue controlled by the relevant executive,
- iii. Consolidated EBIT for Atturra Group, and
- iv. EBIT controlled by the relevant executive.

These financial measures have been chosen as they align executive effort to key drivers of entity profitability and growth which are considered to be drivers of shareholder value. Financial methods of assessing the achievement of performance conditions have been selected because they are easily measured and establish clear transparent targets.

The long-term incentives (LTI) include share-based payments. Performance rights are awarded to executives based on long-term incentive measures assessed over periods in excess of 12 months.

## Consolidated entity performance and link to performance

Performance rights are issued by Atturra Limited to KMPs and other executives under its long-term incentive plan at the discretion of the Board. The purpose of this incentive plan is to align the remuneration of executives and senior management with shareholder value, while retaining key executives.

The key metrics that are considered for the creation of shareholder wealth by KMPs and other executives are revenue growth, Underlying EBIT growth and total shareholder return of Atturra Group. Key metrics for the financial years since Atturra Limited has been listed are set out below:

	Consolidated	
	30 June 2024 \$'000	30 June 2023 \$'000
Revenue	243,352	178,331
Underlying EBIT	19,030	18,695
Underlying EBITDA	25,462	21,009

The share price of Atturra Limited on IPO was \$0.50 and increased to \$0.73 at 30 June 2024.

The long-term incentive plan offers performance rights in Atturra Limited subject to the satisfaction of the relevant performance milestones, as well as service and other conditions, at the relevant vesting date.

The performance rights in place for KMPs as at 30 June 2024 are set out below:

Plan	Issued to	Grant date	Date of record	Total performance rights granted	Converted	Forfeited	Total balance at the end of the financial year
2022 LTI award	KMP – Stephen Kowal	22/12/2021	31/12/2024	375,000	–	–	375,000
2022 LTI award	KMP – Stephen Kowal	22/12/2021	31/12/2025	375,000	–	–	375,000
2023 LTI award	KMP – Stephen Kowal	07/10/2022	31/12/2025	311,307	–	–	311,307
2023 LTI award	KMP – Stephen Kowal	07/10/2022	31/12/2026	311,307	–	–	311,307
2023 LTI award	KMP – Stephen Kowal	13/10/2023	15/12/2026	222,222	–	–	222,222
2023 LTI award	KMP – Stephen Kowal	13/10/2023	15/12/2027	222,222	–	–	222,222
2023 LTI award	KMP – Herbert To	21/10/2023	01/11/2026	39,100	–	–	39,100
				<b>1,856,158</b>	<b>–</b>	<b>–</b>	<b>1,856,158</b>

2022 LTI award: The average fair value of the performance rights at grant date was \$0.29 each.

2023 LTI award: The average fair value of the performance rights at grant date was \$0.38 each.

2023 LTI award: The average fair value of the performance rights at grant date was \$0.48 each for Stephen Kowal and \$0.81 for Herbert To.

Each performance right is issued by Atturra Limited and converts into one ordinary share in Atturra Limited. If the employment and performance criteria are satisfied, the relevant Executive will be allocated shares on the date of record. Performance rights carry no dividend or voting rights. For performance rights to convert, the relevant Executive must remain employed or engaged by Atturra Group at the relevant date of record and the relevant performance milestones must be satisfied.

No price is payable on conversion of performance rights. If the minimum set value for each performance milestone is not satisfied on a particular date of record, the relevant performance rights will lapse. The performance hurdles were chosen to align with Atturra Group's strategy and shareholder interests and best reflect the key financial performance metrics of Atturra Group and strike an appropriate balance between growth and long-term profitability.

## Directors' report

The key vesting conditions for the LTI awards for KMPs are:

### Stephen Kowal

#### 2022 LTI award

- For the financial year ended 30 June 2022, Atturra Group must meet or exceed the Prospectus EBIT forecast. This vesting condition has been met.
- As at the date of release of the annual audited results for 30 June 2024, the total shareholder return (dividends plus or minus increase in share price) must be 78% or greater than the IPO issue price, based on the 30-day volume weighted average price of Atturra Limited ordinary shares for the 30 days before the date of announcement of the 30 June 2024 financial results.
- Stephen Kowal must remain in the employment of Atturra Group and if the vesting conditions are met, 375,000 shares are scheduled to be issued in December 2024 and 375,000 shares are scheduled to be issued in December 2025.

#### 2023 LTI award

The number of performance rights has been calculated by dividing \$400,000 (being Stephen Kowal's on target long term incentive plan remuneration per annum) by 64.2453 cents, being the rounded volume weighted average price (VWAP) of Atturra Limited's shares on 16 August 2022, being the date of preparation of the agreement relating to Stephen Kowal's long term incentive.

The percentage (if any) of the 622,614 performance rights that will vest is to be determined in accordance with the total shareholder return post 16 August 2022 (Reference Date) taking into account:

- any dividends paid per Share since the Reference Date; plus or minus
- any increase or decrease in the Atturra Limited share price from:
  - 64.2 cents per Share (being an agreed VWAP calculation as at the Reference Date); to
  - Atturra Limited closing share price on the 5th trading day after the date of announcement of the 2025 annual results.

Shareholder return	Percentage of the 622,614 performance rights that will vest
≥ 33% – 42.3%	40%
≥ 42.4% – 52.0%	60%
≥ 52.1% – 62.1 %	80%
≥ 62.2%	100%

If the performance criteria are satisfied and Stephen Kowal remains in the employment of Atturra Group, he will be entitled to be allocated shares, Atturra Limited will allocate:

- 311,307 shares by no later than 31 December 2025; and
- 311,307 shares by no later than 31 December 2026.

#### 2023 LTI award

The number of performance rights has been calculated by dividing \$400,000 (being Stephen Kowal's on target long term incentive plan remuneration per annum) by 90.0 cents, being the rounded volume weighted average price (VWAP) of Atturra Limited's shares on 10 August 2023, being the date of preparation of the agreement relating to Stephen Kowal's long term incentive.



The percentage (if any) of the 444,444 performance rights that will vest is to be determined in accordance with the total shareholder return post 10 August 2023 (Reference Date) taking into account:

- a. any dividends paid per Share since the Reference Date; plus or minus
- b. any increase or decrease in the Atturra Limited share price from:
  - i. 90.0 cents per Share (being an agreed 30 day VWAP calculation as at the Reference Date); to
  - ii. the 30-day VWAP for the Shares for the period of 30 trading days starting on the trading day after the date of announcement of the FYE 2026 annual results.

Shareholder return	Percentage of the 444,444 performance rights that will vest
≥ 42%	25%
≥ 52%	50%
≥ 64 %	70%
≥ 77%	100%

If the performance criteria are satisfied and Stephen Kowal is otherwise entitled to be allocated shares, Atturra Limited will allocate:

- 222,222 shares by no later than 31 December 2026; and
  - 222,222 shares by no later than 31 December 2027.
- c. Performance Criteria based on “market relative total shareholder return” – XTX

If less than 50.1% of the 444,444 Performance Rights vest by reference to the Total Shareholder Return Performance Criteria, and Stephen Kowal is otherwise entitled to be allocated Shares (including a requirement that Stephen Kowal is an Eligible Employee on the relevant allocation date), the Board will instead measure the Company’s relative total shareholder return for the period commencing on the Start Reference Date and ending on the date of announcement of the FYE 2026 annual results (Reference Period) by reference to the S&P/ASX All Technology Index (XTX Index) (or any successor that the Board nominates if it ceases to be measured).

If the Company falls within the top 10% of the total shareholder returns of companies on the XTX Index for the Reference Period, then 75% of the Performance Rights will vest and the Company will allocate:

- half of any Shares (which are entitled to be allocated) in December 2026; and
- the other half of any Shares (which are entitled to be allocated) in December 2027.

Herbert To

On 21 October 2023, Herbert To was granted 39,100 performance rights. The only performance criteria is continued employment with the Atturra Group until 1 November 2026.

### **Consolidated entity performance and link to remuneration**

Remuneration for KMP’s is directly linked to the performance of Atturra Group. A portion of cash bonus and incentive payments are dependent on performance targets being met. The remaining portion of the cash bonus and incentive payments are at the discretion of the Nomination and Remuneration Committee.

The Nomination and Remuneration Committee is of the opinion that the performance-based compensation will assist in increasing shareholder wealth over the coming years.

### **Use of remuneration consultants**

During the financial year ended 30 June 2024, Atturra Group did not engage a remuneration consultant to advise on the remuneration package awarded to the Directors and KMPs.

# Directors' report

## Details of remuneration

### Amounts of remuneration

Details of the remuneration of KMPs of Atturra Group are set out in the following tables.

The KMPs of Atturra Group consisted of the Directors of Atturra Limited:

- Shan Kanji (Non-Executive Chairman)
- Stephen Kowal (Executive Director and Chief Executive Officer)
- Nicole Bowman (Non-Executive Director)
- Jonathan Rubinsztein (Non-Executive Director)

And:

- Herbert To (Chief Financial Officer)

Changes since the end of the reporting period: None

	Short-term benefits			Post-employment benefits	Long-term benefits		Total
	Cash salary and fees \$	Cash bonus \$	Non-monetary \$	Super-annuation \$	Annual/Long service leave \$	Share-based payments Equity-settled \$	
<b>30 June 2024</b>							
<b>Non-Executive Directors:</b>							
Nicole Bowman	76,575	—	—	8,423	—	—	84,998
Jonathan Rubinsztein	70,000	—	—	1,925	—	—	71,925
Shan Kanji	—	—	—	—	—	—	—
<b>Executive Director:</b>							
Stephen Kowal	364,619	400,000	—	27,399	9,913	168,858	970,789
<b>Other Key Management Personnel:</b>							
Herbert To	263,236	50,000	—	27,399	3,625	7,238	351,498
	774,430	450,000	—	65,146	13,538	176,096	1,479,210

	Short-term benefits			Post-employment benefits	Long-term benefits		
30 June 2023	Cash salary and fees \$	Cash bonus \$	Non-monetary \$	Super-annuation \$	Annual/Long service leave \$	Share-based payments Equity-settled \$	Total \$
Non-Executive Directors:							
Nicole Bowman	68,182	—	—	7,159	—	—	75,341
Jonathan Rubinsztein	—	—	—	—	—	—	—
Shan Kanji	—	—	—	—	—	—	—
Executive Director:							
Stephen Kowal	371,587	400,000	—	25,292	7,701	108,417	912,997
Other Key Management Personnel:							
Richard Shaw <sup>1</sup>	190,565	—	—	12,646	—	—	203,211
Herbert To <sup>2</sup>	187,281	33,000	—	18,969	13,708	—	252,958
	817,615	433,000	—	64,066	21,409	108,417	1,444,507

1. Richard Shaw departed during the financial year on 14 September 2022, he was previously Chief Financial Officer.

2. Herbert To joined on 3rd October 2022 as Chief Financial Officer.

The proportion of remuneration linked to performance and the fixed proportion for the current financial year are as follows:

Name	Fixed remuneration		At risk – STI		At risk – LTI	
	30 June 2024	30 June 2023	30 June 2024	30 June 2023	30 June 2024	30 June 2023
<b>Non-Executive Directors:</b>						
Nicole Bowman	100%	100%	–	–	–	–
Jonathan Rubinsztein	100%	–	–	–	–	–
Shan Kanji	–	–	–	–	–	–
<b>Executive Director:</b>						
Stephen Kowal	42%	44%	41%	44%	17%	12%
<b>Other Key Management Personnel:</b>						
Richard Shaw	–	100%	–	–	–	–
Herbert To	84%	87%	14%	13%	2%	–

## Directors' report

The proportion of the cash bonus paid/payable or forfeited for the current financial year is as follows:

Name	Cash bonus paid/payable		Cash bonus forfeited	
	30 June 2024	30 June 2023	30 June 2024	30 June 2023
<b>Non-Executive Directors:</b>				
Nicole Bowman	–	–	–	–
Jonathan Rubinsztein	–	–	–	–
Shan Kanji	–	–	–	–
<b>Executive Director:</b>				
Stephen Kowal	100%	100%	–	–
<b>Other Key Management Personnel:</b>				
Herbert To	100%	100%	–	–

## Service agreements

Remuneration and other terms of employment for KMPs are formalised in service agreements. Details of these agreements are as follows:

Name:	<b>Shan Kanji</b>
Title:	Non-Executive Chairman
Agreement commenced:	20 October 2021
Term of agreement:	Permanent
Details:	Shan does not receive a fee for services as Non-Executive Director and Chairman of Atturra Limited.
Name:	<b>Stephen Kowal</b>
Title:	Chief Executive Officer
Agreement commenced:	20 October 2021
Term of agreement:	Permanent
Details:	Stephen is entitled to receive a remuneration of \$400,000 per annum, inclusive of superannuation and a discretionary STI cash bonus of up to \$480,000 per annum (inclusive of superannuation) to be paid within three months of the end of the relevant financial year. Stephen may be issued a LTI subject to shareholders approving it at the AGM. 6 months termination notice in writing.
Name:	<b>Nicole Bowman</b>
Title:	Independent, Non-Executive Director
Agreement commenced:	20 October 2021
Term of agreement:	Permanent
Details:	\$85,000 per annum, inclusive of superannuation (including remuneration as chair of Audit and Risk and Nomination and Remuneration Committees).
Name:	<b>Jonathan Rubinsztein</b>
Title:	Independent, Non-Executive Director
Agreement commenced:	4 November 2021
Term of agreement:	Permanent
Details:	\$70,000 per annum, exclusive of superannuation.

Name:	<b>Herbert To</b>
Title:	Chief Financial Officer
Agreement commenced:	3 October 2022
Term of agreement:	Permanent
Details:	Herbert is entitled to receive a remuneration of \$270,000 per annum, exclusive of superannuation. For the period commencing 1 November 2023 to 30 June 2024, a target STI of \$50,000 per annum (inclusive of superannuation) and a LTI of 39,100 performance rights which are subject to continued employment with the Atturra Group until 1 November 2026.
	3 months termination notice in writing after 3 October 2023.

KMPs have no entitlement to termination payments in the event of removal for misconduct.

## Share-based compensation

### Issue of shares

There were no ordinary shares of Atturra Limited issued on the exercise of performance rights during the year ended 30 June 2024 and up to the date of this report.

### Performance rights

During the year ended 30 June 2024, 444,444 performance rights were issued to Stephen Kowal (30 June 2023: 622,614 performance rights). The fair value of the performance rights at grant date was \$0.48 each (2023: \$0.38 each).

39,100 of performance rights were issued to Herbert To during the year ending 30 June 2024. The fair value of the performance rights at the grant date was \$0.81 each.

Performance rights granted carry no dividend or voting rights.

## Additional disclosures relating to KMPs

### Shareholding

The number of shares in Atturra Limited held during the financial year by each Director and KMPs of Atturra Group, including their personally related parties, is set out below:

	Balance at the start of the year	Received as part of remuneration	Additions	Disposals/ other	Balance at the end of the year
<b>Ordinary shares</b>					
Shan Kanji	130,049,595	–	43,859,612	–	173,909,207
Stephen Kowal	7,072,943	–	22,375	–	7,095,318
Nicole Bowman	113,333	–	28,334	–	141,667
Jonathan Rubinsztein	6,075,055	–	–	–	6,075,055
Herbert To	–	–	20,000	–	20,000
	143,310,926	–	43,930,321	–	187,241,247



## Directors' report

### Option holding

No Directors held any options over ordinary shares.

### Performance Rights holding

The number of performance rights over ordinary shares in Atturra Limited held during the financial year by each Director and KMPs of Atturra Group, including their personally related parties, is set out below:

	Balance at the start of the year	Granted	Vested	Expired/ forfeited/ other	Balance at the end of the year*
<b>Performance rights over ordinary shares</b>					
Stephen Kowal	1,372,614	444,444	–	–	1,817,058
Herbert To	–	39,100	–	–	39,100
	<b>1,372,614</b>	<b>483,544</b>	<b>–</b>	<b>–</b>	<b>1,856,158</b>

\* Performance rights at the end of the year are unvested and not exercisable.

### Other transactions with key management personnel and their related parties

The following transactions occurred with parties related to Shan Kanji.

	Consolidated	
	30 June 2024 \$	30 June 2023 \$
Sale of goods and services:		
Sale of services to other related party	248,695	360,628
Payment for goods and services:		
Payment for services from other related party	386,292	41,068

As at 14 June 2024, Atturra Group sold two of its Liberty Technologies Pty Ltd and UREA Corp of Australia Pty Ltd to parties related to Shan Kanji.

### Loans to key management personnel and their related parties

The following balances are outstanding at the reporting date in relation to loans with related parties:

	Consolidated	
	30 June 2024 \$	30 June 2023 \$
Current receivables:		
<b>Trade receivables from Kanji Group Pty Ltd</b>	<b>–</b>	<b>15,950</b>

There are no other loans provided to or related party transactions with KMPs.

### Terms and conditions

All transactions were made on normal commercial terms and conditions and at market rates.

**This concludes the remuneration report, which has been audited.**

## Shares under option

There were no unissued ordinary shares of Atturra Limited under option outstanding at the date of this report.

## Shares under performance rights

Unissued ordinary shares of Atturra Limited under performance rights at the date of this report are as follows:

Grant date	Date of record	Exercise price	Number under rights
22/12/2021	31/12/2024	\$0.00	375,000
22/12/2021	31/12/2025	\$0.00	375,000
29/04/2022	01/11/2024	\$0.00	1,691,000
28/07/2022	01/11/2024	\$0.00	182,910
29/07/2022	01/11/2024	\$0.00	684,132
07/10/2022	31/12/2025	\$0.00	311,307
07/10/2022	31/12/2026	\$0.00	311,307
13/10/2023	15/12/2026	\$0.00	222,222
13/10/2023	15/12/2027	\$0.00	222,222
21/10/2023	01/11/2026	\$0.00	1,332,138
			<b>5,707,238</b>

No person entitled to exercise the performance rights had or has any right by virtue of the performance right to participate in any share issue of Atturra Limited or of any other body corporate.

## Shares issued on the exercise of options

There were no ordinary shares of Atturra Limited issued on the exercise of options during the year ended 30 June 2024 and up to the date of this report.

## Shares issued on the exercise of performance rights

There were no ordinary shares of Atturra Limited issued on the exercise of performance rights during the year ended 30 June 2024 and up to the date of this report.

## Indemnity and insurance of officers

Atturra Limited has indemnified the Directors and executives of Atturra Limited for costs incurred, in their capacity as a Director or executive, for which they may be held personally liable, except where there is a lack of good faith.

During the financial year, Atturra Limited paid a premium in respect of a contract to insure the Directors and executives of Atturra Limited against a liability to the extent permitted by the Corporations Act 2001. The contract of insurance prohibits disclosure of the nature of the liability and the amount of the premium.

## Indemnity and insurance of auditor

Atturra Limited has not, during or since the end of the financial year, indemnified or agreed to indemnify the auditor of Atturra Limited or any related entity against a liability incurred by the auditor.

During the financial year, Atturra Limited has not paid a premium in respect of a contract to insure the auditor of Atturra Limited or any related entity.

## Directors' report

### Proceedings on behalf of Atturra Limited

No person has applied to the Court under section 237 of the Corporations Act 2001 for leave to bring proceedings on behalf of Atturra Limited, or to intervene in any proceedings to which Atturra Limited is a party for the purpose of taking responsibility on behalf of Atturra Limited for all or part of those proceedings.

### Non-audit services

There were no non-audit services provided during the financial year by the auditor.

### Officers of Atturra Limited who are former partners of Crowe Audit Australia

There are no officers of Atturra Limited who are former partners of Crowe Audit Australia.

### Rounding of amounts

Atturra Limited is of a kind referred to in ASIC Legislative Instrument 2016/191, issued by the Australian Securities and Investments Commission, relating to 'rounding-off'. Amounts in this report have been rounded off in accordance with that Corporations Instrument to the nearest thousand dollars, or in certain cases, the nearest dollar.

### Auditor's independence declaration

A copy of the auditor's independence declaration as required under section 307C of the Corporations Act 2001 is set out immediately after this Directors' report.

This report is made in accordance with a resolution of Directors, pursuant to section 298(2)(a) of the Corporations Act 2001.

On behalf of the Directors



**Shan Kanji**  
Chairman

23 August 2024

# Auditor's independence declaration



**Crowe Audit Australia**  
ABN 13 969 921 386  
Level 24, 1 O'Connell Street  
Sydney NSW 2000  
Main +61 (02) 9262 2155  
Fax +61 (02) 9262 2190  
[www.crowe.com.au](http://www.crowe.com.au)

## Auditor's Independence Declaration Under Section 307c of the *Corporations Act 2001* to the Directors of Atturra Limited

As lead engagement partner, I declare that, to the best of my knowledge and belief, during the year ended 30 June 2024, there have been:

- (i) no contraventions of the auditor independence requirements as set out in the *Corporations Act 2001* in relation to the audit; and
- (ii) no contraventions of any applicable code of professional conduct in relation to the audit.

Yours sincerely,

*Crowe Audit Australia*

**Crowe Audit Australia**

*Ash Pather*

**Ash Pather**  
Senior Partner

23 August 2024  
Sydney

Some of the Crowe personnel involved in preparing this document may be members of a professional scheme approved under Professional Standards Legislation such that their occupational liability is limited under that Legislation. To the extent that applies, the following disclaimer applies to them. If you have any questions about the applicability of Professional Standards Legislation Crowe's personnel involved in preparing this document, please speak to your Crowe adviser.

Liability limited by a scheme approved under Professional Standards Legislation.

The title 'Partner' conveys that the person is a senior member within their respective division, and is among the group of persons who hold an equity interest (shareholder) in its parent entity, Findex Group Limited. The only professional service offering which is conducted by a partnership is external audit, conducted via the Crowe Australasia external audit division and Unison SMSF Audit. All other professional services offered by Findex Group Limited are conducted by a privately owned organisation and/or its subsidiaries.

Findex (Aust) Pty Ltd, trading as Crowe Australasia is a member of Crowe Global, a Swiss Verein. Each member firm of Crowe Global is a separate and independent legal entity. Findex (Aust) Pty Ltd and its affiliates are not responsible or liable for any acts or omissions of Crowe Global or any other member of Crowe Global. Crowe Global does not render any professional services and does not have an ownership or partnership interest in Findex (Aust) Pty Ltd. Services are provided by Crowe Audit Australia, an affiliate of Findex (Aust) Pty Ltd.  
© 2024 Findex (Aust) Pty Ltd

# FY24 Financial Report

30 June 2024

## Contents

Consolidated statement of profit or loss and other comprehensive income	33
Consolidated statement of financial position	34
Consolidated statement of changes in equity	35
Consolidated statement of cash flows	36
Notes to the consolidated financial statements	37
Consolidated entity disclosure statement	84
Directors' declaration	86
Independent auditor's report	87

# Consolidated statement of profit or loss and other comprehensive income

For the year ended 30 June 2024

		Consolidated	
	Note	30 June 2024 \$'000	30 June 2023 \$'000
Revenue			
Revenue from contracts with customers	4	243,352	178,331
Cost of providing services		(164,311)	(124,223)
Gross margin		79,041	54,108
Share of profits of associates accounted for using the equity method		116	72
Other income		1,183	1,301
Interest revenue calculated using the effective interest method		768	490
Expenses			
Depreciation and amortisation expense	5	(6,432)	(2,054)
General and administrative expenses		(58,125)	(35,680)
Sales and marketing expenses		(1,549)	(1,190)
Impairment of receivables	8	(116)	(8)
Finance costs	5	(1,823)	(1,088)
Profit before income tax expense		13,063	15,951
Income tax expense	6	(3,332)	(5,308)
Profit after income tax expense for the year		9,731	10,643
Other comprehensive income for the year, net of tax		–	–
Total comprehensive income for the year		9,731	10,643
Profit for the year is attributable to:			
Non-controlling interest		(53)	402
Owners of Atturra Limited		9,784	10,241
		9,731	10,643
Total comprehensive income for the year is attributable to:			
Non-controlling interest		(53)	402
Owners of Atturra Limited		9,784	10,241
		9,731	10,643
		Cents	Cents
Basic earnings per share	38	3.59	4.71
Diluted earnings per share	38	3.52	4.61

The above consolidated statement of profit and loss and other comprehensive income should be read in conjunction with the accompanying notes.



# Consolidated statement of financial position

As at 30 June 2024

		Consolidated	
	Note	30 June 2024 \$'000	30 June 2023 \$'000
<b>Assets</b>			
<b>Current assets</b>			
Cash and cash equivalents	7	60,639	44,250
Trade and other receivables	8	67,065	39,627
Contract assets	9	739	422
Inventories	10	1,621	755
Other current assets	11	3,015	2,356
Total current assets		133,079	87,410
<b>Non-current assets</b>			
Trade and other receivables	8	6,718	–
Investments accounted for using the equity method	12	1,307	1,191
Property, plant and equipment	13	2,425	1,716
Right-of-use assets	14	11,236	9,645
Intangible assets	15	126,401	56,539
Deferred tax asset	6	3,322	5,869
Total non-current assets		151,409	74,960
<b>Total assets</b>		<b>284,488</b>	<b>162,370</b>
<b>Liabilities</b>			
<b>Current liabilities</b>			
Trade and other payables	16	71,272	41,339
Contract liabilities	17	9,652	7,616
Borrowings	18	395	–
Lease liabilities	19	3,046	2,797
Income tax payable	6	2,080	906
Employee benefits	20	9,328	7,670
Other liabilities	21	7,045	3,592
Total current liabilities		102,818	63,920
<b>Non-current liabilities</b>			
Trade and other payables	16	5,704	–
Borrowings	18	14,099	5,352
Lease liabilities	19	9,264	7,399
Employee benefits	20	2,022	1,446
Other liabilities	21	395	5,192
Total non-current liabilities		31,484	19,389
<b>Total liabilities</b>		<b>134,302</b>	<b>83,309</b>
<b>Net assets</b>		<b>150,186</b>	<b>79,061</b>
<b>Equity</b>			
Issued capital	22	142,105	77,958
Reserves	23	(9,897)	(10,983)
Retained earnings	24	17,978	11,463
Equity attributable to the owners of Atturra Limited		150,186	78,438
Non-controlling interest	35	–	623
<b>Total equity</b>		<b>150,186</b>	<b>79,061</b>

The above consolidated statement of financial position should be read in conjunction with the accompanying notes.

# Consolidated statement of changes in equity

For the year ended 30 June 2024

Consolidated	Issued capital \$'000	Reserves \$'000	Retained earnings \$'000	Non-controlling interest \$'000	Total equity \$'000
Balance at 1 July 2022	52,312	(11,762)	1,120	734	42,404
Profit after income tax expense for the year	–	–	10,241	402	10,643
Other comprehensive income for the year, net of tax	–	–	–	–	–
Total comprehensive income for the year	–	–	10,241	402	10,643
<i>Transactions with owners in their capacity as owners:</i>					
Contributions of equity, net of transaction costs (note 22)	26,396	–	–	–	26,396
Other	–	–	102	–	102
Issue of shares under Employee share scheme – share-based payments (note 39)	376	–	–	–	376
Share-based payments (note 39)	–	779	–	–	779
Treasury shares	(1,126)	–	–	–	(1,126)
Dividends paid	–	–	–	(513)	(513)
<b>Balance at 30 June 2023</b>	<b>77,958</b>	<b>(10,983)</b>	<b>11,463</b>	<b>623</b>	<b>79,061</b>

Consolidated	Issued capital \$'000	Reserves \$'000	Retained earnings \$'000	Non-controlling interest \$'000	Total equity \$'000
Balance at 1 July 2023	77,958	(10,983)	11,463	623	79,061
Profit/(loss) after income tax expense for the year	–	–	9,784	(53)	9,731
Other comprehensive income for the year, net of tax	–	–	–	–	–
Total comprehensive income for the year	–	–	9,784	(53)	9,731
<i>Transactions with owners in their capacity as owners:</i>					
Contributions of equity, net of transaction costs (note 22)	64,645	–	–	–	64,645
Share buy-back – Treasury shares (note 22)	(498)	–	–	–	(498)
Share-based payments (note 39)	–	1,086	–	–	1,086
Other	–	–	56	–	56
Transactions with non-controlling interests – Noetic share purchase	–	–	(3,325)	(305)	(3,630)
Dividends paid	–	–	–	(265)	(265)
<b>Balance at 30 June 2024</b>	<b>142,105</b>	<b>(9,897)</b>	<b>17,978</b>	<b>–</b>	<b>150,186</b>

The above consolidated statement of changes in equity should be read in conjunction with the accompanying notes

# Consolidated statement of cash flows

For the year ended 30 June 2024

		Consolidated	
	Note	30 June 2024 \$'000	30 June 2023 \$'000
Cash flows from operating activities			
Receipts from customers (inclusive of GST)		221,285	192,426
Payments to suppliers and employees (inclusive of GST)		(206,023)	(175,611)
		15,262	16,815
Interest received		768	490
Interest and other finance costs paid		(1,004)	(622)
Income taxes paid		(3,182)	(6,214)
Net cash from operating activities	37	11,844	10,469
Cash flows from investing activities			
Payments for acquisition of subsidiaries, net of cash acquired	34	(41,217)	(18,365)
Payments for purchase of business		(3,482)	–
Payments for deferred consideration for purchase of subsidiaries		(4,292)	(3,800)
Payments for property, plant and equipment	13	(776)	–
Payments for intangibles	15	–	(281)
Proceeds from disposal of property, plant and equipment		–	97
Proceeds for investments		–	664
Net cash used in investing activities		(49,767)	(21,685)
Cash flows from financing activities			
Proceeds from issue of shares, net of costs		49,035	24,254
Proceeds from borrowings from third parties		42,200	4,600
Payments for share buy-backs		(265)	(1,126)
Repayment of borrowings to third parties		(33,198)	–
Repayment of loans to related parties		–	(4,750)
Repayments of lease liabilities		(3,195)	(2,129)
Dividends paid	25	(265)	(513)
Net cash from financing activities		54,312	20,336
Net increase in cash and cash equivalents		16,389	9,120
Cash and cash equivalents at the beginning of the financial year		44,250	35,130
Cash and cash equivalents at the end of the financial year	7	60,639	44,250

The above consolidated statement of cash flows should be read in conjunction with the accompanying notes

# Notes to the consolidated financial statements

30 June 2024

## Contents

Note 1. Material accounting policy information	38
Note 2. Critical accounting judgements, estimates and assumptions	40
Note 3. Operating segments	41
Note 4. Revenue from contracts with customers	42
Note 5. Expenses	44
Note 6. Income tax	45
Note 7. Cash and cash equivalents	47
Note 8. Trade and other receivables	48
Note 9. Contract assets	49
Note 10. Inventories	49
Note 11. Other current assets	49
Note 12. Investments accounted for using the equity method	50
Note 13. Property, plant and equipment	50
Note 14. Right-of-use assets	52
Note 15. Intangible assets	53
Note 16. Trade and other payables	57
Note 17. Contract liabilities	58
Note 18. Borrowings	58
Note 19. Lease liabilities	60
Note 20. Employee benefits	60
Note 21. Other liabilities	61
Note 22. Issued capital	62
Note 23. Reserves	63
Note 24. Retained earnings	64
Note 25. Dividends	64
Note 26. Financial instruments	65
Note 27. Fair value measurement	67
Note 28. Key management personnel disclosures	69
Note 29. Remuneration of auditors	69
Note 30. Contingent liabilities	69
Note 31. Commitments	69
Note 32. Related party transactions	69
Note 33. Parent entity information	71
Note 34. Business combinations	72
Note 35. Interests in subsidiaries	77
Note 36. Interests in associates	78
Note 37. Reconciliation of profit after income tax to net cash from operating activities	79
Note 38. Non-cash investing and financing activities	79
Note 39. Earnings per share	80
Note 40. Share-based payments	80
Note 41. Events after the reporting period	83

# Notes to the consolidated financial statements

## Note 1. Material accounting policy information

The accounting policies that are material to the Atturra Group are set out either in the respective notes or below. The accounting policies adopted are consistent with those of the previous financial year, unless otherwise stated.

### New or amended Accounting Standards and Interpretations adopted

Atturra Group has adopted all the new or amended Accounting Standards and Interpretations issued by the Australian Accounting Standards Board ('AASB') that are mandatory for the current reporting period. The adoption of these Accounting Standards and Interpretations did not have any significant impact on the financial performance or position of Atturra Group.

Any new or amended Accounting Standards or Interpretations that are not yet mandatory have not been early adopted.

### Basis of preparation

These general-purpose financial statements have been prepared in accordance with Australian Accounting Standards and Interpretations issued by the AASB and the Corporations Act 2001, as appropriate for for-profit oriented entities. These financial statements also comply with International Financial Reporting Standards as issued by the International Accounting Standards Board (IASB).

### Comparative figures

Certain comparative amounts have been reclassified to conform with the current period's presentation. There was no effect on profit, net assets, or equity.

### Historical cost convention

The financial statements have been prepared under the historical cost convention, except for, where applicable, the revaluation of financial assets and liabilities at fair value through profit or loss and contingent consideration payable in a business combination.

### Parent entity information

In accordance with the *Corporations Act 2001*, these financial statements present the results of Atturra Group only. Supplementary information about the parent entity is disclosed in note 33.

### Principles of consolidation

The consolidated financial statements incorporate the assets and liabilities of all subsidiaries of Atturra Limited as at 30 June 2024 and the results of all subsidiaries for the year then ended. Atturra Limited and its subsidiaries together are referred to in these financial statements as Atturra Group.

Subsidiaries are all those entities over which Atturra Group has control. Atturra Group controls an entity when Atturra Group is exposed to, or has rights to, variable returns from its involvement with the entity and has the ability to affect those returns through its power to direct the activities of the entity. Subsidiaries are fully consolidated from the date on which control is transferred to Atturra Group. They are de-consolidated from the date that control ceases.

Intercompany transactions, balances and unrealised gains on transactions between entities in Atturra Group are eliminated. Unrealised losses are also eliminated unless the transaction provides evidence of the impairment of the asset transferred. Accounting policies of subsidiaries have been changed where necessary to ensure consistency with the policies adopted by Atturra Group.

The acquisition of subsidiaries is accounted for using the acquisition method of accounting. A change in ownership interest, without the loss of control, is accounted for as an equity transaction, where the difference between the consideration transferred and the book value of the share of the non-controlling interest acquired is recognised directly in equity attributable to the parent.

## Notes to the consolidated financial statements

Non-controlling interest in the results and equity of subsidiaries are shown separately in the statement of profit or loss and other comprehensive income, statement of financial position and statement of changes in equity of Atturra Group. Losses incurred by Atturra Group are attributed to the non-controlling interest in full, even if that results in a deficit balance.

Where Atturra Group loses control over a subsidiary, it derecognises the assets including goodwill, liabilities and non-controlling interest in the subsidiary together with any cumulative translation differences recognised in equity. Atturra Group recognises the fair value of the consideration received and the fair value of any investment retained together with any gain or loss in profit or loss.

### Foreign currency translation

The financial statements are presented in Australian dollars, which is Atturra Group's functional and presentation currency.

### Foreign currency transactions

Foreign currency transactions are translated into Atturra Group's functional currency using the exchange rates prevailing at the dates of the transactions. Foreign exchange gains and losses resulting from the settlement of such transactions and from the translation at financial year-end exchange rates of monetary assets and liabilities denominated in foreign currencies are recognised in profit or loss.

### Current and non-current classification

Assets and liabilities are presented in the statement of financial position based on current and non-current classification.

An asset is classified as current when: it is either expected to be realised or intended to be sold or consumed in Atturra Group's normal operating cycle; it is held primarily for the purpose of trading; it is expected to be realised within 12 months after the reporting period; or the asset is cash or cash equivalent unless restricted from being exchanged or used to settle a liability for at least 12 months after the reporting period. All other assets are classified as non-current.

A liability is classified as current when: it is either expected to be settled in Atturra Group's normal operating cycle; it is held primarily for the purpose of trading; it is due to be settled within 12 months after the reporting period; or there is no unconditional right to defer the settlement of the liability for at least 12 months after the reporting period. All other liabilities are classified as non-current.

Deferred tax assets and liabilities are always classified as non-current.

### Impairment of non-financial assets

Goodwill is not subject to amortisation and are tested annually for impairment, or more frequently if events or changes in circumstances indicate that they might be impaired. Other non-financial assets are reviewed for impairment whenever events or changes in circumstances indicate that the carrying amount may not be recoverable. An impairment loss is recognised for the amount by which the asset's carrying amount exceeds its recoverable amount.

Recoverable amount is the higher of an asset's fair value less costs of disposal and value-in-use. The value-in-use is the present value of the estimated future cash flows relating to the asset using a pre-tax discount rate specific to the asset or cash-generating unit to which the asset belongs. Assets that do not have independent cash flows are grouped together to form a cash-generating unit.

### Rounding of amounts

Atturra Limited is of a kind referred to in Corporations Instrument 2016/191, issued by the Australian Securities and Investments Commission, relating to 'rounding-off'. Amounts in this report have been rounded off in accordance with that Corporations Instrument to the nearest thousand dollars, or in certain cases, the nearest dollar.



# Notes to the consolidated financial statements

## Note 2. Critical accounting judgements, estimates and assumptions

The preparation of the financial statements requires management to make judgements, estimates and assumptions that affect the reported amounts in the financial statements. Management continually evaluates its judgements and estimates in relation to assets, liabilities, contingent liabilities, revenue and expenses. Management bases its judgements, estimates and assumptions on historical experience and on other various factors, including expectations of future events, management believes to be reasonable under the circumstances. The resulting accounting judgements and estimates will seldom equal the related actual results. The judgements, estimates and assumptions that have a significant risk of causing a material adjustment to the carrying amounts of assets and liabilities (refer to the respective notes) within the next financial year are discussed below.

### Share-based payment transactions

Atturra Group measures the cost of equity-settled transactions with employees by reference to the fair value of the equity instruments at the date at which they are granted. The accounting estimates and assumptions relating to equity-settled share-based payments would have no impact on the carrying amounts of assets and liabilities within the next annual reporting period but may impact profit or loss and equity.

### Principal versus agent considerations – revenue

Management has determined that SME Gateway is the agent in respect of transactions with its customers. This determination has been made on the basis that SME Gateway does not bear primary responsibility for service delivery to the customer. This is a key judgment given it significantly reduces the amount of revenue recognised by Atturra Group.

Software licencing revenue includes commission received as an agent for selling software licences of other software providers.

### Goodwill

Atturra Group tests annually, or more frequently if events or changes in circumstances indicate impairment, whether goodwill has suffered any impairment, in accordance with the accounting policy stated in note 15. The recoverable amounts of cash-generating units have been determined based on value-in-use calculations. These calculations require the use of assumptions, including estimated discount rates based on the current cost of capital and growth rates of the estimated future cash flows.

### Lease term

The lease term is a significant component in the measurement of both the right-of-use asset and lease liability. Judgement is exercised in determining whether there is reasonable certainty that an option to extend the lease or purchase the underlying asset will be exercised, or an option to terminate the lease will not be exercised, when ascertaining the periods to be included in the lease term. In determining the lease term, all facts and circumstances that create an economical incentive to exercise an extension option, or not to exercise a termination option, are considered at the lease commencement date. Factors considered may include the importance of the asset to Atturra Group's operations; comparison of terms and conditions to prevailing market rates; incurrence of significant penalties; existence of significant leasehold improvements; and the costs and disruption to replace the asset. Atturra Group reassesses whether it is reasonably certain to exercise an extension option, or not exercise a termination option, if there is a significant event or significant change in circumstances.

## Notes to the consolidated financial statements

### Incremental borrowing rate

Where the interest rate implicit in a lease cannot be readily determined, an incremental borrowing rate is estimated to discount future lease payments to measure the present value of the lease liability at the lease commencement date. Such a rate is based on what Atturra Group estimates it would have to pay a third party to borrow the funds necessary to obtain an asset of a similar value to the right-of-use asset, with similar terms, security and economic environment.

### Employee benefits provision

As discussed in note 20, the liability for employee benefits expected to be settled more than 12 months from the reporting date are recognised and measured at the present value of the estimated future cash flows to be made in respect of all employees at the reporting date. In determining the present value of the liability, estimates of attrition rates and pay increases through promotion and inflation have been taken into account.

### Business combinations

As discussed in note 1, business combinations are initially accounted for on a provisional basis. The fair value of assets acquired, liabilities, contingent consideration and contingent liabilities assumed are initially estimated by Atturra Group taking into consideration all available information at the reporting date. Fair value adjustments on the finalisation of the business combination accounting is retrospective, where applicable, to the period the combination occurred and may have an impact on the assets and liabilities, depreciation and amortisation reported.

## Note 3. Operating segments

### Identification of reportable operating segments

Atturra Group is organised into only one operating and reporting segment based on the market it serves which is Information Technology (IT) Solutions in Australia. This operating segment is based on the internal reports that are reviewed and used regularly by the Board (who is identified as the Chief Operating Decision Maker ('CODM')) in assessing performance and in determining the allocation of resources.

Upon becoming a listed entity, the CODM now reviews Underlying EBITDA (earnings before interest, tax, depreciation, and amortisation, and other adjustments as disclosed) for the reportable segment's measure of profit or loss. The accounting policies adopted for internal reporting to the CODM are consistent with those adopted in the financial statements.

The information reported to the CODM is on a monthly basis. Refer to note 4 for revenue from products and services.

### Major customers

During the year ended 30 June 2024 and 30 June 2023, no single customer contributed more than 10% of Atturra Group's total revenue.

### Accounting policy for operating segments

Operating segments are presented using the 'management approach', where the information presented is on the same basis as the internal reports provided to the Chief Operating Decision Makers ('CODM'). The CODM is responsible for the allocation of resources to its operating segment and assessing its performance.

## Notes to the consolidated financial statements

### Note 4. Revenue from contracts with customers

	Consolidated	
	30 June 2024 \$'000	30 June 2023 \$'000
Consulting services – time and materials agreements	137,724	114,592
Consulting services – fixed price agreements	20,641	34,209
Software licensing	5,695	2,124
Software maintenance and managed services	53,613	16,661
Management fee revenue	6,789	7,974
Product sales revenue	16,500	503
Other revenue	2,390	2,268
<b>Revenue from contracts with customers</b>	<b>243,352</b>	<b>178,331</b>

### Disaggregation of revenue

The disaggregation of revenue from contracts with customers is as follows:

	Time and materials \$'000	Fixed price \$'000	Software licensing \$'000	Software mainte- nance and managed services \$'000	Manage- ment fee \$'000	Product sales \$'000	Others \$'000	Total \$'000
<b>2024</b>								
Timing of revenue recognition								
At a point in time	–	–	5,695	–	–	16,500	2,390	24,585
Over time	137,724	20,641	–	53,613	6,789	–	–	218,767
	<b>137,724</b>	<b>20,641</b>	<b>5,695</b>	<b>53,613</b>	<b>6,789</b>	<b>16,500</b>	<b>2,390</b>	<b>243,352</b>

	Time and materials \$'000	Fixed price \$'000	Software licensing \$'000	Software mainte- nance and managed services \$'000	Manage- ment fee \$'000	Product sales \$'000	Others \$'000	Total \$'000
<b>2023</b>								
Timing of revenue recognition								
At a point in time	–	–	2,124	–	–	503	2,268	4,895
Over time	114,592	34,209	–	16,661	7,974	–	–	173,436
	<b>114,592</b>	<b>34,209</b>	<b>2,124</b>	<b>16,661</b>	<b>7,974</b>	<b>503</b>	<b>2,268</b>	<b>178,331</b>

# Notes to the consolidated financial statements

## Accounting policy for revenue recognition

### Revenue from contracts with customers

Revenue is recognised at an amount that reflects the consideration to which Atturra Group is expected to be entitled in exchange for transferring goods or services to a customer. For each contract with a customer, Atturra Group: identifies the contract with a customer; identifies the performance obligations in the contract; determines the transaction price which takes into account estimates of variable consideration and the time value of money; allocates the transaction price to the separate performance obligations on the basis of the relative stand-alone selling price of each distinct good or service to be delivered; and recognises revenue when or as each performance obligation is satisfied in a manner that depicts the transfer to the customer of the goods or services promised. The majority of customer payment terms are between 30 and 60 days.

Atturra Group recognises revenue for its major business activities as follows:

### Project revenue – time and materials agreements

Where Atturra Group provides services charged on the basis of time and materials, revenue is recognised over time when the services are rendered, and costs are incurred. If services have not been invoiced at reporting date but are billable by Atturra Group, an amount is recorded as trade receivables.

### Project revenue – fixed price agreements

Where Atturra Group provides services under a fixed price agreement the performance obligation is completed over time and hence an output method based on percentage-of-completion is applied to recognise revenue. When the outcome of a fixed price agreement can be measured reliably, revenue is recognised over time based on the proportion of work performed to date relative to the total contract. When the outcome of a fixed price agreement cannot be measured reliably, revenue is recognised only to the extent the costs incurred under the contract are expected to be recoverable. Atturra Group has adopted the practical expedient requirements of AASB 15 (121(a)), where the performance obligations contained in the project have an original expected duration of one year or less.

### Software licensing

Software licensing revenue includes commission received as an agent for selling software licenses of other software providers. Revenue is recognised at a point in time when the software license is sold to the customer.

### Software maintenance and managed services

Software maintenance and managed services revenue is recognised over time, evenly over the life of the relevant contracts in line with the delivery of services.

### Management fee revenue

One of Atturra Group's entities, SME Gateway Pty Ltd (**SME Gateway**), recognises revenue based on a percentage of amounts billed to the end customer, rather than the full amount, as SME Gateway is considered to be an agent arranging for the member companies to provide services to the end customer. As SME Gateway is only entitled to the management fee when an amount is invoiced to the end customer, this consideration is therefore variable, depending on the invoiced amounts of services delivered. Revenue is recognised over time to the extent that future reversal is not highly probable, which is usually once the services have been delivered.

### Product sales revenue

Product sales revenue is recognised at a point in time when the product is delivered to the customer.

### Other revenue

Other revenue mainly includes membership fees, income from security clearances and partner incentive income. Membership fees, revenue from security clearances and partner incentive income is recognised at a point in time when the performance obligation is completed, and control passes to the customer.

# Notes to the consolidated financial statements

## Note 5. Expenses

	Consolidated	
	30 June 2024 \$'000	30 June 2023 \$'000
Profit before income tax includes the following specific expenses:		
<b>Depreciation</b>		
Plant and equipment	897	16
Fixtures and fittings	65	31
Buildings right-of-use assets	2,367	1,762
Equipment right-of-use assets	621	37
Total depreciation	3,950	1,846
<b>Amortisation</b>		
Software	292	53
Client relationships	2,190	155
Total amortisation	2,482	208
Total depreciation and amortisation	6,432	2,054
<b>Finance costs</b>		
Interest and finance charges paid/payable on borrowings	1,004	332
Interest and finance charges paid/payable on lease liabilities	565	466
Interest and finance charges paid/payable on deferred consideration	254	290
Finance costs expensed	1,823	1,088
<b>Net foreign exchange loss</b>		
Net foreign exchange loss	94	41
<b>Superannuation expense</b>		
Defined contribution superannuation expense	2,211	1,739
<b>Share-based payments expense</b>		
Share-based payments expense	1,086	1,155
<b>Employee benefits expense excluding superannuation</b>		
Employee benefits expense excluding superannuation	37,811	23,550

## Notes to the consolidated financial statements

### Note 6. Income tax

	Consolidated	
	30 June 2024 \$'000	30 June 2023 \$'000
<b>Income tax expense</b>		
Current tax	4,262	4,605
Deferred tax – origination and reversal of temporary differences	(930)	703
<b>Aggregate income tax expense</b>	<b>3,332</b>	<b>5,308</b>
<b>Numerical reconciliation of income tax expense and tax at the statutory rate</b>		
Profit before income tax expense	13,063	15,951
Tax at the statutory tax rate of 30%	3,919	4,785
Tax effect amounts which are not deductible/(taxable) in calculating taxable income:		
Non-deductible expenses	351	198
Share-based payments	326	346
Gain on bargain purchase	(104)	–
Tax losses not recognised as deferred tax assets	(407)	–
Revaluation of Noetic contingent consideration	(152)	–
Deductible IPO costs recognised through equity	(270)	(212)
Over provision and recognition of tax losses not previously recognised	(122)	205
Sundry items	(92)	(14)
	3,449	5,308
Tax losses not recognised as deferred tax assets	159	–
Previously unrecognised tax losses now recouped to reduce current tax expense	(276)	–
<b>Income tax expense</b>	<b>3,332</b>	<b>5,308</b>

	Consolidated	
	30 June 2024 \$'000	30 June 2023 \$'000
<b>Amounts charged/(credited) directly to equity</b>		
Deferred tax assets	270	(2)



## Notes to the consolidated financial statements

	Consolidated	
	30 June 2024 \$'000	30 June 2023 \$'000
<b>Deferred tax asset</b>		
Deferred tax asset comprises temporary differences attributable to:		
Amounts recognised in profit or loss:		
Tax losses	824	901
Allowance for expected credit losses	226	–
Employee benefits	4,924	4,318
Lease liabilities	3,385	2,635
Accrued expenses	2,030	1,560
Other	(528)	356
Prepayments	(120)	–
Right-of-use assets	(3,178)	(2,501)
Accrued income	904	(715)
Intangibles	(5,987)	(1,364)
Fixed assets	(415)	–
	2,065	5,190
Amounts recognised in equity:		
Capital raising costs	1,257	679
<b>Deferred tax asset</b>	<b>3,322</b>	<b>5,869</b>
Amount expected to be recovered within 12 months	7,333	–
Amount expected to be recovered after more than 12 months	(4,011)	5,869
	<b>3,322</b>	<b>5,869</b>
Movements:		
Opening balance	5,869	6,635
Credited/(charged) to profit or loss	930	(703)
(Charged)/credited to equity	(270)	2
Additions through business combinations	(3,497)	(65)
Additions through capital raising	290	–
<b>Closing balance</b>	<b>3,322</b>	<b>5,869</b>
	Consolidated	
	30 June 2024 \$'000	30 June 2023 \$'000
<b>Provision for income tax</b>		
<b>Provision for income tax</b>	<b>2,080</b>	<b>906</b>

# Notes to the consolidated financial statements

## Accounting policy for income tax

The income tax expense or benefit for the period is the tax payable on that period's taxable income based on the applicable income tax rate for each jurisdiction, adjusted by the changes in deferred tax assets and liabilities attributable to temporary differences, unused tax losses and the adjustment recognised for prior periods, where applicable.

Deferred tax assets and liabilities are recognised for temporary differences at the tax rates expected to be applied when the assets are recovered or liabilities are settled, based on those tax rates that are enacted or substantively enacted, except for:

- when the deferred income tax asset or liability arises from the initial recognition of goodwill or an asset or liability in a transaction that is not a business combination and that, at the time of the transaction, affects neither the accounting nor taxable profits; or
- when the taxable temporary difference is associated with interests in subsidiaries, associates or joint ventures, and the timing of the reversal can be controlled, and it is probable that the temporary difference will not reverse in the foreseeable future.

Deferred tax assets are recognised for deductible temporary differences and unused tax losses only if it is probable that future taxable amounts will be available to utilise those temporary differences and losses.

The carrying amount of recognised and unrecognised deferred tax assets are reviewed at each reporting date. Deferred tax assets recognised are reduced to the extent that it is no longer probable that future taxable profits will be available for the carrying amount to be recovered. Previously unrecognised deferred tax assets are recognised to the extent that it is probable that there are future taxable profits available to recover the asset.

Deferred tax assets and liabilities are offset only where there is a legally enforceable right to offset current tax assets against current tax liabilities and deferred tax assets against deferred tax liabilities; and they relate to the same taxable authority on either the same taxable entity or different taxable entities which intend to settle simultaneously.

Atturra Limited (the 'head entity') and its wholly-owned Australian subsidiaries is income tax consolidated group under the tax consolidation regime. The head entity and each subsidiary in the tax consolidated group continue to account for their own current and deferred tax amounts. The tax consolidated group has applied the 'separate taxpayer within group' approach in determining the appropriate amount of taxes to allocate to members of the tax consolidated group.

In addition to its own current and deferred tax amounts, the head entity also recognises the current tax liabilities (or assets) and the deferred tax assets arising from unused tax losses and unused tax credits assumed from each subsidiary in the tax consolidated group.

## Note 7. Cash and cash equivalents

	Consolidated	
	30 June 2024 \$'000	30 June 2023 \$'000
Current assets		
Cash at bank	60,639	44,250

## Accounting policy for cash and cash equivalents

Cash and cash equivalents includes cash on hand, deposits held at call with financial institutions, other short-term, highly liquid investments with original maturities of three months or less that are readily convertible to known amounts of cash and which are subject to an insignificant risk of changes in value.

# Notes to the consolidated financial statements

## Note 8. Trade and other receivables

	Consolidated	
	30 June 2024 \$'000	30 June 2023 \$'000
<b>Current assets</b>		
Trade receivables	58,853	38,100
Less: Allowance for expected credit losses	(750)	(531)
	58,103	37,569
Other receivables	8,962	2,058
	67,065	39,627
<b>Non-current assets</b>		
Trade receivables	6,718	–
	<b>73,783</b>	<b>39,627</b>

### Allowance for expected credit losses

Atturra Group has recognised a loss of \$116,000 related to a movement in the allowance for expected credit losses and bad debts (2023: \$8,000) in profit or loss in respect of the expected credit losses for the year ended 30 June 2024.

The ageing of the receivables and allowance for expected credit losses provided for above are as follows:

	Expected credit loss rate		Carrying amount		Allowance for expected credit losses	
Consolidated	30 June 2024 %	30 June 2023 %	30 June 2024 \$'000	30 June 2023 \$'000	30 June 2024 \$'000	30 June 2023 \$'000
Current	–	–	28,072	25,608	–	–
More than 30 days past due	–	–	22,476	9,494	–	–
More than 60 days past due	–	–	2,100	919	–	–
More than 90 days past due	–	–	4,207	1,114	–	–
More than 120 days past due	13.61%	40.31%	1,445	727	197	293
Specific provision	100.00%	100.00%	553	238	553	238
			<b>58,853</b>	<b>38,100</b>	<b>750</b>	<b>531</b>

### Non-current

	Expected credit loss rate		Carrying amount		Allowance for expected credit losses	
	30 June 2024 %	30 June 2023 %	30 June 2024 \$'000	30 June 2023 \$'000	30 June 2024 \$'000	30 June 2023 \$'000
Between 1–2 years	–	–	2,136	–	–	–
Between 2–5 years	–	–	4,582	–	–	–
Over 5 years	–	–	–	–	–	–
<b>Total</b>	<b>–</b>	<b>–</b>	<b>6,718</b>	<b>–</b>	<b>–</b>	<b>–</b>

## Notes to the consolidated financial statements

Atturra Group considers that the balance of trade receivables, despite some being past-due, relate to customers that have a good credit history. Accordingly, based on historical default rates, Atturra Group believes no further impairment is required.

Movements in the allowance for expected credit losses are as follows:

### Accounting policy for trade and other receivables

Trade receivables are initially recognised at fair value and subsequently measured at amortised cost using the effective interest method, less any allowance for expected credit losses. Trade receivables are generally due for settlement within 30 to 60 days.

Trade debtors that have been classified as non-current are within their payment terms.

Atturra Group has applied the simplified approach to measuring expected credit losses, which uses a lifetime expected loss allowance. To measure the expected credit losses, trade receivables have been grouped based on days overdue.

Other receivables are recognised at amortised cost, less any allowance for expected credit losses.

### Note 9. Contract assets

	Consolidated	
	30 June 2024 \$'000	30 June 2023 \$'000
Current assets		
Contract assets	739	422

### Note 10. Inventories

	Consolidated	
	30 June 2024 \$'000	30 June 2023 \$'000
Current assets		
Stock on hand – at cost	1,698	805
Less: Provision for obsolescence	(77)	(50)
	1,621	755

### Note 11. Other current assets

	Consolidated	
	30 June 2024 \$'000	30 June 2023 \$'000
Current assets		
Prepayments	2,456	1,728
Deposits	559	628
	3,015	2,356

## Notes to the consolidated financial statements

### Note 12. Investments accounted for using the equity method

	Consolidated	
	30 June 2024 \$'000	30 June 2023 \$'000
<b>Non-current assets</b>		
<b>Investment in associate – Protegic Pty Ltd</b>	<b>1,307</b>	<b>1,191</b>
<b>Reconciliation</b>		
Reconciliation of the carrying amounts at the beginning and end of the current and previous financial year are set out below:		
Opening carrying amount	1,191	1,365
Share of associates earnings	116	72
Share buy-back*	–	(246)
<b>Closing carrying amount</b>	<b>1,307</b>	<b>1,191</b>

Refer to note 36 for further information on interests in associates.

\* This relates to a share buy back by Protegic which resulted in the Atturra Group receiving \$246,000 of proceeds during the year ended 30 June 2023, Atturra's shareholding of 49% in Protegic has not changed from 30 June 2023 to 30 June 2024.

### Note 13. Property, plant and equipment

	Consolidated	
	30 June 2024 \$'000	30 June 2023 \$'000
<b>Non-current assets</b>		
Leasehold improvements – at cost	848	392
Less: Accumulated depreciation	(333)	(86)
	515	306
Plant and equipment – at cost	536	882
Less: Accumulated depreciation	(386)	(801)
	150	81
Fixtures and fittings – at cost	253	678
Less: Accumulated depreciation	(150)	(568)
	103	110
Motor vehicles – at cost	213	205
Less: Accumulated depreciation	(72)	(46)
	141	159
Data Centre Equipment – at cost	2,898	1,771
Less: Accumulated depreciation	(1,911)	(902)
	987	869
Managed Services Equipment – at cost	884	825
Less: Accumulated depreciation	(355)	(634)
	529	191
	<b>2,425</b>	<b>1,716</b>

## Notes to the consolidated financial statements

### Reconciliations

Reconciliations of the written down values at the beginning and end of the current financial year are set out below:

Consolidated	Leasehold improve- ments \$'000	Plant and equipment \$'000	Fixtures and fittings \$'000	Motor vehicles \$'000	Data Centre Equipment \$'000	Managed Services Equipment \$'000	Total \$'000
Balance at 1 July 2023	306	81	110	159	869	191	1,716
Additions	131	–	79	8	–	558	776
Additions through business combinations (note 34)	238	172	–	–	647	–	1,057
Disposals	(70)	(43)	(21)	–	(3)	(25)	(162)
Depreciation expense	(90)	(60)	(65)	(26)	(526)	(195)	(962)
<b>Balance at 30 June 2024</b>	<b>515</b>	<b>150</b>	<b>103</b>	<b>141</b>	<b>987</b>	<b>529</b>	<b>2,425</b>

### Accounting policy for property, plant and equipment

Plant and equipment is stated at historical cost less accumulated depreciation and impairment. Historical cost includes expenditure that is directly attributable to the acquisition of the items.

Depreciation is calculated on a straight-line basis to write off the net cost of each item of property, plant and equipment (excluding land) over their expected useful lives as follows:

Leasehold improvements	5 to 7 years
Plant and equipment	3 to 5 years
Fixtures and fittings	3 to 7 years
Motor vehicles	6 to 8 years
Data centre equipment	3 to 5 years
Managed service equipment	3 to 5 years

The residual values, useful lives and depreciation methods are reviewed, and adjusted if appropriate, at each reporting date.

Leasehold improvements are depreciated over the unexpired period of the lease or the estimated useful life of the assets, whichever is shorter.

An item of property, plant and equipment is derecognised upon disposal or when there is no future economic benefit to Atturra Group. Gains and losses between the carrying amount and the disposal proceeds are taken to profit or loss.



## Notes to the consolidated financial statements

### Note 14. Right-of-use assets

	Consolidated	
	30 June 2024 \$'000	30 June 2023 \$'000
<b>Non-current assets</b>		
Buildings – right-of-use	17,099	12,360
Less: Accumulated depreciation	(6,495)	(3,680)
	10,604	8,680
Equipment – right-of-use	1,644	1,905
Less: Accumulated depreciation	(1,012)	(940)
	632	965
	11,236	9,645

Atturra Group leases buildings for its offices under agreements between one year and seven years with, in some cases, options to extend. The leases have various escalation clauses. On renewal, the terms of the leases are renegotiated.

Atturra Group leases office equipment under agreements of less than one year. For these leases that are either short-term or low-value, they have been expensed as incurred and not capitalised as right-of-use assets.

### Reconciliations

Reconciliations of the written down values at the beginning and end of the current and previous financial year are set out below:

Consolidated	Buildings \$'000	Equipment \$'000	Total \$'000
Balance at 1 July 2022	5,887	–	5,887
Additions	3,665	–	3,665
Additions through business combinations (note 34)	1,402	1,002	2,404
Disposals	(206)	–	(206)
Transfers in/(out)	(306)	–	(306)
Depreciation expense	(1,762)	(37)	(1,799)
Balance at 30 June 2023	8,680	965	9,645
Additions	1,296	–	1,296
Additions through business combinations (note 34)	925	288	1,213
Lease variations	2,070	–	2,070
Depreciation expense	(2,367)	(621)	(2,988)
<b>Balance at 30 June 2024</b>	<b>10,604</b>	<b>632</b>	<b>11,236</b>

## Notes to the consolidated financial statements

For other lease disclosures refer to:

- note 5 for depreciation on right-of-use assets, interest on lease liabilities and other lease expenses;
- note 19 for lease liabilities;
- note 26 for undiscounted future lease commitments; and
- consolidated statement of cash flows for repayment of lease liabilities.

### Accounting policy for right-of-use assets

A right-of-use asset is recognised at the commencement date of a lease. The right-of-use asset is measured at cost, which comprises the initial amount of the lease liability, adjusted for, as applicable, any lease payments made at or before the commencement date net of any lease incentives received, any initial direct costs incurred, and an estimate of costs expected to be incurred for dismantling and removing the underlying asset, and restoring the site or asset.

Right-of-use assets are depreciated on a straight-line basis over the unexpired period of the lease or the estimated useful life of the asset, whichever is the shorter. Where Atturra Group expects to obtain ownership of the leased asset at the end of the lease term, the depreciation is over its estimated useful life. Right-of use assets are subject to impairment or adjusted for any remeasurement of lease liabilities.

Atturra Group has elected not to recognise a right-of-use asset and corresponding lease liability for short-term leases with terms of 12 months or less and leases of low-value assets. Lease payments on these assets are expensed to profit or loss as incurred.

### Note 15. Intangible assets

	Consolidated	
	30 June 2024 \$'000	30 June 2023 \$'000
<b>Non-current assets</b>		
Goodwill – at cost	104,987	51,154
Customer relationships – at cost	22,354	4,661
Less: Accumulated amortisation	(2,345)	(155)
	20,009	4,506
Software – at cost	2,018	2,246
Less: Accumulated amortisation	(613)	(1,367)
	1,405	879
	<b>126,401</b>	<b>56,539</b>

## Notes to the consolidated financial statements

### Reconciliations

Reconciliations of the written down values at the beginning and end of the current and previous financial year are set out below:

Consolidated	Goodwill \$'000	Customer relationships \$'000	Software \$'000	Total \$'000
Balance at 1 July 2022	30,715	–	31	30,746
Additions	–	–	281	281
Additions through business combinations (note 34)	20,439	4,661	620	25,720
Amortisation expense	–	(155)	(53)	(208)
Balance at 30 June 2023	51,154	4,506	879	56,539
Additions	–	–	–	–
Additions through business combinations (note 34)	53,833	17,693	818	72,344
Amortisation expense	–	(2,190)	(292)	(2,482)
<b>Balance at 30 June 2024</b>	<b>104,987</b>	<b>20,009</b>	<b>1,405</b>	<b>126,401</b>

### Impairment testing

The Group employs a growth strategy that combines both organic expansion and strategic acquisitions. Since 30 June 2022, the Group has made several acquisitions in key strategic sectors, including managed services, business applications, cloud business solutions and data integration.

A cash-generating unit (CGU) is the smallest identifiable group of assets that generate cash inflows that are largely independent of the cash inflows from other assets or group of assets.

In the current financial year, the Group has reassessed its CGUs with five CGUs (previously seven) identified.

The Group has integrated the acquisitions since 30 June 2022 and has considered the following factors in determining Atturra Group's five CGUs;

- The five identified CGU share projects, clients and revenue and generate cash inflows dependent on statutory entities within the CGU
- Each identified CGUs is managed by a dedicated group manager and project decisions for clients are made at the group level and not at the statutory entity level; and
- Atturra Group's acquisition strategies involves identifying and acquiring complementary business that would be integrated into each CGU.

As cash inflows generated by the group of statutory entities are dependent on each other, the Group considers the CGU identification of five separate CGUs to be appropriate.

## Notes to the consolidated financial statements

The goodwill allocation to each CGU is presented below:

	<b>Consolidated</b>
	<b>30 June 2023</b>
<b>Previous CGUs</b>	<b>\$'000</b>
Galaxy 42, ESAM and Chartsmart	3,665
Noetic	4,388
Mentum	3,903
Kettering	4,898
Hayes Information Systems	13,861
Hammond Street Developments	4,233
The Somerville Group	16,206
	<b>51,154</b>

	<b>Consolidated</b>
	<b>30 June 2024</b>
<b>Current CGUs</b>	<b>\$'000</b>
Business Applications	11,905
Advisory & Consulting	4,388
Data & Integration	17,764
Cloud Business Solutions	4,231
Managed Services	66,699
	<b>104,987</b>

At 30 June 2024 management performed impairment testing for each CGU of the Atturra Group where there is goodwill. No impairment losses were identified at 30 June 2024.

### Key assumptions

- Revenue growth is based on the Board approved budget for the next financial year (FY25) as well as management assessment over the forecast period (FY26 to FY29). Budgeted revenue for 2025 is based on management expectations and the average annual revenue growth thereafter, for the purpose of impairment testing, is assumed to be maintained at 5% p.a. over the remaining forecast period for all CGUs. The forecast revenue assumption has been assumed to be the same for all the CGU's due to the risk profile and the composition of the client base being similar historically and this is expected to continue over the forecast period.
- EBIT margins are based on the Board approved budget for the next financial year and management assessment over the forecast period. The EBIT margin ratio shows EBIT as a percentage of net revenue. For the purpose of impairment testing, this is assumed to be maintained between 2% and 13% over the forecast period.
- Discount rates represent the current market assessment of the risks specific to Atturra Group, considering the time value of money and specific risk of the underlying assets that have not been incorporated into the cash flow estimates. The discount rate is calculated using the weighted average cost of capital (WACC) and reflects management's estimation of the time value of money and specific risk estimated for Atturra Group. The WACC considers both debt and equity. The cost of equity is derived from the expected return on investment by Atturra Group's investors. It incorporates a beta factor to reflect the specific risk associated with the industries in which Atturra Group operates. The cost of debt is based on the interest-bearing borrowings Atturra Group is obliged to service. Management utilised a post-tax discount rate of 13% (2023: 13%).

## Notes to the consolidated financial statements

- It is assumed for the purpose of impairment testing that the long-term growth rate (terminal rate) will equate to the long-term average growth rate of the national economy. Management estimate this to be 2.5% p.a. which is in line with the long-term expected Australian inflation rate. The sensitivity analysis concluded that changing this rate to reflect possible lower growth projections would not materially impact the valuations of the individual CGUs.

As disclosed in note 2, the Directors have made judgements and estimates in respect of impairment testing of goodwill. Should these judgements and estimates not occur the resulting goodwill carrying amount may decrease. The sensitivities are as follows:

- Revenue would need to increase by less than 3% for the Advisory & Consulting CGU for the forecast period before goodwill would need to be impaired, with all other assumptions remaining constant.
- The discount rate would need to increase to more than 15% for the Advisory & Consulting CGU for the forecast period before goodwill would need to be impaired, with all other assumptions remaining constant.

Management believes that other reasonable changes in the key assumptions on which the recoverable amount of the CGUs' goodwill is based would not cause the CGU's carrying amount to exceed its recoverable amount.

### Accounting policy for intangible assets

Intangible assets acquired as part of a business combination, other than goodwill, are initially measured at their fair value at the date of the acquisition. Intangible assets acquired separately are initially recognised at cost. Indefinite life intangible assets are not amortised and are subsequently measured at cost less any impairment. Finite life intangible assets are subsequently measured at cost less amortisation and any impairment. The gains or losses recognised in profit or loss arising from the derecognition of intangible assets are measured as the difference between net disposal proceeds and the carrying amount of the intangible asset. The method and useful lives of finite life intangible assets are reviewed annually. Changes in the expected pattern of consumption or useful life are accounted for prospectively by changing the amortisation method or period.

### Goodwill

Goodwill arises on the acquisition of a business. Goodwill is not amortised. Instead, goodwill is tested annually for impairment, or more frequently if events or changes in circumstances indicate that it might be impaired and is carried at cost less accumulated impairment losses. Impairment losses on goodwill are taken to profit or loss and are not subsequently reversed.

### Customer relationships

Customer relationships acquired in a business combination are amortised on a straight-line basis over the period of their expected benefit, being their finite life of 7 years.

### Software

Costs associated with maintaining software programmes are recognised as an expense as incurred. Development costs that are directly attributable to the design and testing of identifiable and unique software products controlled by Atturra Group are recognised as intangible assets where the following criteria are met:

- it is technically feasible to complete the software so that it will be available for use;
- management intends to complete the software and use or sell it;
- there is an ability to use or sell the software;
- it can be demonstrated how the software will generate probable future economic benefits;
- adequate technical, financial and other resources to complete the development and to use or sell the software are available; and
- the expenditure attributable to the software during its development can be reliably measured.

Significant costs associated with software are deferred and amortised on a straight-line basis over the period of their expected benefit, being their finite life of 5 years.

## Notes to the consolidated financial statements

Software-as-a-Service (SaaS) arrangements are service contracts providing Atturra Group with the right to access a cloud provider's application software over a period of time. Under the IFRIC treatment, SaaS costs are only recognised as intangible assets if the implementation activities create an intangible asset that the entity controls and the intangible asset meets the recognition criteria. Costs that do not result in intangible assets are expensed as incurred, unless they are paid to the suppliers of the SaaS arrangement to significantly customise the cloud-based software for Atturra Group, in which case the costs are recorded as a prepayment for services and amortised over the expected renewable term of the arrangement.

### Note 16. Trade and other payables

	Consolidated	
	30 June 2024 \$'000	30 June 2023 \$'000
<b>Current liabilities</b>		
Trade payables	52,387	28,195
Accrued expenses	3,714	1,408
Accrued staff bonuses	7,530	5,625
Payroll tax and PAYG payable	2,109	2,438
GST payable	2,239	2,089
Other payables	3,293	1,584
	71,272	41,339
<b>Non-current liabilities</b>		
Trade payables	5,704	–
	76,976	41,339

Refer to note 26 for further information on financial instruments.

### Accounting policy for trade and other payables

#### Current

Trade and other payables represent liabilities for goods and services provided to Atturra Group prior to the end of the financial year and which are unpaid. Due to their short-term nature, they are measured at amortised cost and are not discounted. The amounts are unsecured and are usually paid within 30 days of recognition.

#### Non-Current

Represents unsecured non-current trade and other payables for product delivered during the financial year. The liability will be fully settled in February 2029.

# Notes to the consolidated financial statements

## Note 17. Contract liabilities

	Consolidated	
	30 June 2024 \$'000	30 June 2023 \$'000
<b>Current liabilities</b>		
<b>Contract liabilities</b>	<b>9,652</b>	<b>7,616</b>
<b>Reconciliation</b>		
Reconciliation of the written down values at the beginning and end of the current and previous financial year are set out below:		
Opening balance	7,616	5,712
Payments received in advance	30,528	19,148
Additions through business combinations (note 34)	1,221	3,319
Transfer to revenue	(29,713)	(20,563)
<b>Closing balance</b>	<b>9,652</b>	<b>7,616</b>

## Accounting policy for contract liabilities

Contract liabilities represent Atturra Group's obligation to transfer goods or services to a customer and are recognised when a customer pays consideration, or when Atturra Group recognises a receivable to reflect its unconditional right to consideration (whichever is earlier) before Atturra Group has transferred the goods or services to the customer.

## Note 18. Borrowings

	Consolidated	
	30 June 2024 \$'000	30 June 2023 \$'000
<b>Current liabilities</b>		
Chattel mortgages and loans	395	–
	395	–
<b>Non-current liabilities</b>		
Bank loans	13,800	4,600
Chattel mortgages and loans	299	752
	14,099	
	<b>14,494</b>	<b>5,352</b>

Refer to note 26 for further information on financial instruments.



## Notes to the consolidated financial statements

### Financing arrangements

Unrestricted access was available at the reporting date to the following lines of credit:

	Consolidated	
	30 June 2024 \$'000	30 June 2023 \$'000
Total facilities		
Bank loans – Westpac Banking Corporation	65,400	25,800
Chattel mortgages and loans	694	752
	66,094	26,552
Used at the reporting date		
Bank loans – Westpac Banking Corporation	13,800	4,600
Chattel mortgages and loans	694	752
	14,494	5,352
Unused at the reporting date		
Bank loans – Westpac Banking Corporation	51,600	21,200
Chattel mortgages and loans	–	–
	51,600	21,200

The total facility is \$65.4 million and includes:

- \$40 million term loan facility for funding future permitted acquisitions; reduced by \$2 million per quarter
- \$4.6 million term loan facility for the repayment of related party loans;
- a total of \$15 million term loan facilities for funding permitted future acquisitions (\$9 million) and deferred consideration relating to prior acquisitions (\$6 million); each of which mature three years from financial close;
- a \$5 million overdraft facility for working capital requirements, which is repayable on demand;
- a \$0.3 million revolving bank guarantee facility for securing lease obligations of Atturra Group, which is repayable on demand; and
- a \$0.5 million corporate credit card facility for day-to-day general corporate purposes of Atturra Group, which is repayable on demand.

### Accounting policy for borrowings

Loans and borrowings are initially recognised at the fair value of the consideration received, net of transaction costs. They are subsequently measured at amortised cost using the effective interest method.

### Accounting policy for finance costs

Finance costs attributable to qualifying assets are capitalised as part of the asset. All other finance costs are expensed in the period in which they are incurred.

# Notes to the consolidated financial statements

## Note 19. Lease liabilities

	Consolidated	
	30 June 2024 \$'000	30 June 2023 \$'000
<b>Current liabilities</b>		
Lease liability	3,046	2,797
<b>Non-current liabilities</b>		
Lease liability	9,264	7,399
	<b>12,310</b>	<b>10,196</b>

Refer to note 26 for the maturity analysis of lease liabilities.

### Accounting policy for lease liabilities

A lease liability is recognised at the commencement date of a lease. The lease liability is initially recognised at the present value of the lease payments to be made over the term of the lease, discounted using the interest rate implicit in the lease or, if that rate cannot be readily determined, Atturra Group's incremental borrowing rate. Lease payments comprise of fixed payments less any lease incentives receivable, variable lease payments that depend on an index or a rate, amounts expected to be paid under residual value guarantees, exercise price of a purchase option when the exercise of the option is reasonably certain to occur, and any anticipated termination penalties. The variable lease payments that do not depend on an index or a rate are expensed in the period in which they are incurred.

Lease liabilities are measured at amortised cost using the effective interest method. The carrying amounts are remeasured if there is a change in the following: future lease payments arising from a change in an index or a rate used; residual guarantee; lease term; certainty of a purchase option and termination penalties. When a lease liability is remeasured, an adjustment is made to the corresponding right-of-use asset, or to profit or loss if the carrying amount of the right-of-use asset is fully written down.

## Note 20. Employee benefits

	Consolidated	
	30 June 2024 \$'000	30 June 2023 \$'000
<b>Current liabilities</b>		
Annual leave	7,271	5,927
Long service leave	2,057	1,743
	9,328	7,670
<b>Non-current liabilities</b>		
Long service leave	2,022	1,446
	<b>11,350</b>	<b>9,116</b>

## Notes to the consolidated financial statements

### Amounts not expected to be settled within the next 12 months

The leave obligations cover Atturra Group's liability for long service leave and annual leave. The current portion of this liability includes all of the accrued annual leave, the unconditional entitlements to long service leave where employees have completed the required year of service and also for those employees who are entitled to pro-rata payments in certain circumstances. The entire amount is presented as current, since Atturra Group does not have an unconditional right to defer settlement. However, based on past experience, Atturra Group does not expect all employees to take the full amount of accrued leave or require payment within the next 12 months. Management estimates that 40% (2023: 40%) of the current leave obligations is considered as to be paid within 12 months and 60% (2023: 60%) to be paid beyond 12 months.

The following amounts reflect leave presented as current but it is not expected to be taken within the next 12 months:

	Consolidated	
	30 June 2024 \$'000	30 June 2023 \$'000
Employee benefits obligation expected to be settled after 12 months	5,597	4,602

### Accounting policy for employee benefits

#### Short-term employee benefits

Liabilities for wages and salaries, including non-monetary benefits, and annual leave expected to be settled wholly within 12 months of the reporting date are measured at the amounts expected to be paid when the liabilities are settled.

#### Other long-term employee benefits

The liability for long service leave not expected to be settled wholly within 12 months of the reporting date are measured at the present value of expected future payments to be made in respect of services provided by employees up to the reporting date. Consideration is given to expected future wage and salary levels, experience of employee departures and periods of service. Expected future payments are discounted using market yields at the reporting date on high quality corporate bonds with terms to maturity and currency that match, as closely as possible, the estimated future cash outflows.

#### Defined contribution superannuation expense

Contributions to defined contribution superannuation plans are expensed in the period in which they are incurred.

### Note 21. Other liabilities

	Consolidated	
	30 June 2024 \$'000	30 June 2023 \$'000
<b>Current liabilities</b>		
Contingent consideration	7,045	3,592
<b>Non-current liabilities</b>		
Contingent consideration	395	5,192
	<b>7,440</b>	<b>8,784</b>

Contingent consideration payable relates to the acquisition of subsidiaries. Refer to note 27 for further information.

## Notes to the consolidated financial statements

### Note 22. Issued capital

	Consolidated			
	30 June 2024 Shares	30 June 2023 Shares	30 June 2024 \$'000	30 June 2023 \$'000
Ordinary shares – fully paid	312,770,789	232,524,941	143,729	79,084
Treasury shares	(1,817,326)	(1,252,672)	(1,624)	(1,126)
	<b>310,953,463</b>	<b>231,272,269</b>	<b>142,105</b>	<b>77,958</b>

### Movements in ordinary share capital

Details	Date	Shares	Issue price	\$'000
Balance	1 July 2023	232,524,941		79,084
Issue of shares	15 November 2023	577,367	\$0.87	500
Issue of shares	15 November 2023	1,176,471	\$0.85	1,000
Issue of shares	11 December 2023	15,937,505	\$0.88	14,049
Issue of shares	19 December 2023	48,688,810	\$0.80	38,951
Issue of shares	29 January 2024	13,865,695	\$0.80	10,941
Share issue costs, net of tax		–	\$0.00	(796)
<b>Balance</b>	<b>30 June 2024</b>	<b>312,770,789</b>		<b>143,729</b>

### Movements in treasury shares

Details	Date	Shares	Issue price	\$'000
Balance	1 July 2023	(1,252,672)		(1,126)
Share buy-back	July 2023 to August 2023	(564,654)	\$0.88	(498)
<b>Balance</b>	<b>30 June 2024</b>	<b>(1,817,326)</b>		<b>(1,624)</b>

### Movements in treasury shares

During the year, 565,654 fully paid ordinary shares at an average price per security of \$0.88 were purchased on-market for the purpose of an employee incentive scheme or to satisfy the entitlements of the holders of performance rights when they are expected to vest between 2024 and 2026.

### Ordinary shares

Ordinary shares entitle the holder to participate in any dividends declared and any proceeds attributable to shareholders should Atturra Limited be wound up, in proportions that consider both the number of shares held and the extent to which those shares are paid up. The fully paid ordinary shares have no par value and Atturra Limited does not have a limited amount of authorised capital.

On a show of hands every member present at a meeting in person or by proxy shall have one vote and upon a poll each share shall have one votes.

# Notes to the consolidated financial statements

## Capital risk management

Atturra Group's objectives when managing capital is to safeguard its ability to continue as a going concern, so that it can provide returns for shareholders and benefits for other stakeholders and to maintain an optimum capital structure to reduce the cost of capital.

Capital is regarded as total equity, as recognised in the statement of financial position, plus net debt. Net debt is calculated as total borrowings less cash and cash equivalents.

In order to maintain or adjust the capital structure, Atturra Group may adjust the amount of dividends paid to shareholders, return capital to shareholders, issue new shares or sell assets to reduce debt.

Atturra Group is subject to certain financing arrangements covenants and meeting these is given priority in all capital risk management decisions. There have been no events of default on the financing arrangements during the financial year.

The capital risk management policy remains unchanged from the 2023 Annual Report.

## Accounting policy for issued capital

Ordinary shares are classified as equity. For Atturra Group purposes, the share capital after the reorganisation is presented at the carried forward original parent share capital.

Incremental costs directly attributable to the issue of new shares or options are shown in equity as a deduction, net of tax, from the proceeds.

## Note 23. Reserves

	Consolidated	
	30 June 2024 \$'000	30 June 2023 \$'000
Share-based payments reserve	1,994	908
Consolidation reserve	(11,891)	(11,891)
	<b>(9,897)</b>	<b>(10,983)</b>

### Share-based payments reserve

The reserve is used to recognise the value of equity benefits provided to employees and Directors as part of their remuneration, and other parties as part of their compensation for services. Transfers are made to issued capital when the awards have vested and are exercised.

### Consolidation reserve

This reserve is used to record the differences between the amount of the adjustment to non-controlling interests and any consideration paid or received which may arise as a result of transactions with non-controlling interests that do not result in a loss of control.

# Notes to the consolidated financial statements

## Movements in reserves

Movements in each class of reserve during the current financial year are set out below:

Consolidated	Share-based payments reserve \$'000	Consolidation reserve \$'000	Total \$'000
Balance at 1 July 2023	908	(11,891)	(10,983)
Share-based payment expense (note 39)	1,086	–	1,086
<b>Balance at 30 June 2024</b>	<b>1,994</b>	<b>(11,891)</b>	<b>(9,897)</b>

## Note 24. Retained earnings

	Consolidated	
	30 June 2024 \$'000	30 June 2023 \$'000
Retained earnings at the beginning of the financial year	11,463	1,120
Profit after income tax expense for the year	9,784	10,241
Non-controlling interest share purchase adjustment	(3,325)	–
Other	56	102
<b>Retained earnings at the end of the financial year</b>	<b>17,978</b>	<b>11,463</b>

## Note 25. Dividends

### Dividends

No dividends were paid, recommended, or declared during the current financial year to Atturra Limited shareholders. During the current financial year, a dividend of \$265,000 (2023: \$513,000) was paid to the minority shareholders of Noetic Group Pty Ltd, a partly owned subsidiary of Atturra Limited, with the remainder being paid to Atturra Holdings Pty Ltd and FTS NHC Pty Ltd that was eliminated on consolidation.

### Franking credits

	Consolidated	
	30 June 2024 \$'000	30 June 2023 \$'000
Franking credits available for subsequent financial years based on a tax rate of 30%	19,711	15,865

The above amounts represent the balance of the franking account as at the end of the financial year, adjusted for:

- franking credits that will arise from the payment of the amount of the provision for income tax at the reporting date
- franking debits that will arise from the payment of dividends recognised as a liability at the reporting date
- franking credits that will arise from the receipt of dividends recognised as receivables at the reporting date

### Accounting policy for dividends

Dividends are recognised when declared during the financial year and no longer at the discretion of Atturra Limited.

# Notes to the consolidated financial statements

## Note 26. Financial instruments

### Financial risk management objectives

Atturra Group's risk management is predominantly controlled by a central finance department headed by the Group CFO under the policies approved by the Board. Atturra Group's finance team identifies, evaluates and hedges financial risks in close cooperation with Atturra Group's five CGUs. Atturra Group uses a variety of methods to measure different types of risk to which it is exposed. These methods include sensitivity analysis in the case of interest rate, foreign exchange and other price risks and ageing analysis for credit risk.

### Market risk

#### Foreign currency risk

Atturra Group undertakes certain transactions denominated in foreign currency and is exposed to foreign currency risk through foreign exchange rate fluctuations.

Foreign exchange risk arises when future commercial transactions or recognised assets or liabilities are denominated in a currency that is not Atturra Group's functional currency. Atturra Group's foreign currency transactions are predominantly payments to offshore suppliers for invoiced services. Payment terms are typically less than one month and consequently involve minimal foreign exchange risk. Atturra Group had no material supplier or customer contracts that were denominated in foreign currencies.

As there is minimal exposure, foreign currency risk is not hedged.

#### Price risk

Atturra Group is not exposed to any significant price risk.

#### Interest rate risk

Atturra Group's main interest rate risk arises from long-term borrowings. Borrowings obtained at variable rates expose Atturra Group to interest rate risk. Borrowings obtained at fixed rates expose Atturra Group to fair value interest rate risk. Atturra Group maintains minimal long-term borrowings to manage this risk.

Atturra Group's exposure to interest rate risk arises predominantly from assets bearing variable interest rates. As interest income does not make up the main source of revenue, the management expects no significant interest rate risk on these balances.

Amounts payable to related parties, trade and sundry payables and trade and other receivables are not impacted by movements in interest rates.

Management believes that Atturra Group's overall exposure to interest rate movements is not material.

### Credit risk

Credit risk refers to the risk that a counterparty will default on its contractual obligations resulting in financial loss to Atturra Group. Atturra Group has a strict code of credit, including obtaining agency credit information, confirming references and setting appropriate credit limits. The maximum exposure to credit risk at the reporting date to recognised financial assets is the carrying amount, net of any provisions for impairment of those assets, as disclosed in the statement of financial position and notes to the financial statements. Atturra Group does not hold any collateral.

### Liquidity risk

Atturra Group manages liquidity risk by maintaining adequate cash reserves and available borrowing facilities by continuously monitoring actual and forecast cash flows and matching the maturity profiles of financial assets and liabilities.

The responsibility for liquidity risk management rests with the Board, who assess Atturra Group's short, medium and long term funding and liquidity management requirements. Atturra Group manages liquidity risk by maintaining adequate reserves, borrowing facilities and instruments and by continuously monitoring forecast and actual cash flows.



## Notes to the consolidated financial statements

### Maturities of financial liabilities

The tables below analyse Atturra Group's financial liabilities into relevant maturity groupings based on their contractual maturities for all non-derivative financial liabilities.

The amounts disclosed in the table are the contractual undiscounted cash flows. Balances due within 12 months equal their carrying balances as the impact of discounting is not significant.

Contractual maturities of financial liabilities at 30 June 2024	Carrying amount \$'000	Less than 6 months \$'000	6 – 12 months \$'000	Between 1 and 2 years \$'000	Between 2 and 5 years \$'000	Over 5 years \$'000	Total contractual cash flows \$'000
<b>Non-derivatives</b>							
Trade and other payables	76,976	70,383	889	1,798	3,906	–	76,976
Borrowings	14,494	193	202	285	13,814	–	14,494
Lease liabilities	12,310	1,508	1,324	2,474	6,791	2,949	15,046
Contingent consideration	7,440	5,445	1,600	395	–	–	7,440
<b>Total non-derivatives</b>	<b>111,220</b>	<b>77,529</b>	<b>4,015</b>	<b>4,952</b>	<b>24,511</b>	<b>2,949</b>	<b>113,956</b>

Contractual maturities of financial liabilities at 30 June 2023	Carrying amount \$'000	Less than 6 months \$'000	6 – 12 months \$'000	Between 1 and 2 years \$'000	Between 2 and 5 years \$'000	Over 5 years \$'000	Total contractual cash flows \$'000
<b>Non-derivatives</b>							
Trade and other payables	41,339	41,339	–	–	–	–	41,339
Borrowings	5,352	–	–	–	5,352	–	5,352
Lease liabilities	10,196	1,475	1,445	2,651	4,949	849	11,369
Contingent consideration	8,784	3,592	–	5,445	395	–	9,432
<b>Total non-derivatives</b>	<b>65,671</b>	<b>46,406</b>	<b>1,445</b>	<b>8,096</b>	<b>10,696</b>	<b>849</b>	<b>67,492</b>

## Notes to the consolidated financial statements

### Note 27. Fair value measurement

#### Fair value hierarchy

The following tables detail Atturra Group's assets and liabilities, measured or disclosed at fair value, using a three level hierarchy, based on the lowest level of input that is significant to the entire fair value measurement, being:

Level 1: Quoted prices (unadjusted) in active markets for identical assets or liabilities that the entity can access at the measurement date

Level 2: Inputs other than quoted prices included within Level 1 that are observable for the asset or liability, either directly or indirectly

Level 3: Unobservable inputs for the asset or liability

Consolidated – 30 June 2024	Level 1 \$'000	Level 2 \$'000	Level 3 \$'000	Total \$'000
<b>Other liabilities</b>				
Contingent consideration	–	–	7,440	7,440
Total liabilities	–	–	7,440	7,440

Consolidated – 30 June 2023	Level 1 \$'000	Level 2 \$'000	Level 3 \$'000	Total \$'000
<b>Other liabilities</b>				
Contingent consideration	–	–	8,784	8,784
Total liabilities	–	–	8,784	8,784

There were no transfers between levels during the financial year.

The carrying amounts of trade and other receivables and trade and other payables are assumed to approximate their fair values due to their short-term nature.

The fair value of financial liabilities is estimated by discounting the remaining contractual maturities at the current market interest rate that is available for similar financial liabilities.

## Notes to the consolidated financial statements

### Valuation techniques for fair value measurements categorised within level 3

The contingent consideration payable relates to acquisition of subsidiaries, refer to note 34 for further details. The fair value of the contingent consideration is estimated by calculating the present value of the future expected cash flows. The valuation model considers the present value of the expected future payments, discounted using a risk-adjusted discount rate. The contingent consideration is measured on a bi-annual basis to determine the fair value.

Subsidiary/ Business acquired	Fair value at		Significant unobservable inputs	Relationship of unobservable inputs to fair value
	30 June 2024 \$'000	30 June 2023 \$'000		
Silverdrop	600	–	Risk-adjusted discount rate – 5% (30 June 2023 – 5%)	The estimated fair value would increase (decrease) if the risk adjusted discount rate were lower (higher).
Sabervox Pty Ltd	1,000	–	Risk-adjusted discount rate – 5% (30 June 2023 – 5%)	The estimated fair value would increase (decrease) if the risk adjusted discount rate were lower (higher).
Noetic Group Pty Ltd	–	600	Risk-adjusted discount rate – 5% (30 June 2023 – 5%)	The estimated fair value would increase (decrease) if the risk-adjusted discount rate were lower (higher).
Kettering Professional Services Pty Ltd	1,240	2,055	Risk-adjusted discount rate – 5% (30 June 2023 – 5%)	The estimated fair value would increase (decrease) if the risk-adjusted discount rate were lower (higher).
Hayes Information Systems and Communications Pty Ltd	3,000	4,219	Risk-adjusted discount rate – 5% (30 June 2023 – 5%)	The estimated fair value would increase (decrease) if the risk-adjusted discount rate were lower (higher).
The Somerville Group Pty Ltd	1,600	1,910	Risk-adjusted discount rate – 5% (30 June 2023 – 5%)	The estimated fair value would increase (decrease) if the risk-adjusted discount rate were lower (higher).
<b>Total</b>	<b>7,440</b>	<b>8,784</b>		

### Level 3 assets and liabilities

Movements in level 3 assets and liabilities during the current and previous financial year are set out below:

Consolidated	Contingent consideration \$'000
Balance at 1 July 2022	10,289
Expense recognised in profit or loss	385
Additions	1,910
Settlement	(3,800)
Balance at 30 June 2023	8,784
Expense recognised in profit or loss	(52)
Additions	3,000
Settlement	(4,292)
<b>Balance at 30 June 2024</b>	<b>7,440</b>

Applying a discount rate range of 5% across the each of the contingent consideration payments results in a range of \$100,000 to \$200,000 of potential movement in contingent consideration.

## Notes to the consolidated financial statements

### Accounting policy for fair value measurement

Assets and liabilities measured at fair value are classified into three levels, using a fair value hierarchy that reflects the significance of the inputs used in making the measurements. Classifications are reviewed at each reporting date and transfers between levels are determined based on a reassessment of the lowest level of input that is significant to the fair value measurement.

### Note 28. Key management personnel disclosures

#### Compensation

The aggregate compensation made to Directors and KMPs of Atturra Group is set out below:

	Consolidated	
	30 June 2024 \$	30 June 2023 \$
Short-term employee benefits	1,224,430	1,250,615
Post-employment benefits	65,146	64,066
Share-based payments	176,096	108,417
Long-term benefits	13,538	21,409
	<b>1,479,210</b>	<b>1,444,507</b>

### Note 29. Remuneration of auditors

During the financial year the following fees were paid or payable for services provided by Crowe Audit Australia, the auditor of Atturra Limited.

	Consolidated	
	30 June 2024 \$	30 June 2023 \$
Audit services – Crowe Audit Australia		
Audit or review of the financial statements	<b>284,000</b>	<b>250,000</b>

### Note 30. Contingent liabilities

Atturra Group has given bank guarantees as at 30 June 2024 of \$1,652,000 (30 June 2023: \$945,000) to various landlords.

### Note 31. Commitments

Atturra Group had no capital purchase commitments at 30 June 2024. (30 June 2023: nil).

### Note 32. Related party transactions

#### Parent entity

Atturra Limited is the parent entity.

#### Subsidiaries

Interests in subsidiaries are set out in note 35.

## Notes to the consolidated financial statements

### Associates

Interests in associates are set out in note 36.

### Key management personnel

Disclosures relating to KMPs are set out in note 28 and the remuneration report included in the Directors' report.

### Transactions with related parties

The following transactions occurred with related parties:

	Consolidated	
	30 June 2024 \$	30 June 2023 \$
Sale of goods and services:		
Sale of goods to other related party	248,695	360,628
Payment for goods and services:		
Payment for services from other related party	386,292	41,068

As at 14 June 2024, Atturra Group sold two of its subsidiaries Liberty Technologies Pty Ltd and UREA Corp of Australia Pty Ltd to parties related to Shan Kanji.

### Receivable from and payable to related parties

The following balances are outstanding at the reporting date in relation to transactions with related parties:

	Consolidated	
	30 June 2024 \$	30 June 2023 \$
Current receivables:		
Trade receivables from Kanji Group Pty Ltd	–	15,950

### Loans to/from related parties

There were no loans to or from related parties at the current and previous reporting date.

### Terms and conditions

All transactions were made on normal commercial terms and conditions and at market rates.

## Notes to the consolidated financial statements

### Note 33. Parent entity information

Set out below is the supplementary information about the parent entity.

#### Statement of profit or loss and other comprehensive income

	Parent	
	30 June 2024 \$'000	30 June 2023 \$'000
Profit after income tax	332	456
Total comprehensive income	332	456

#### Statement of financial position

	Parent	
	30 June 2024 \$'000	30 June 2023 \$'000
Total current assets	2,836	350
Total assets	207,104	127,741
Total current liabilities	–	–
Total liabilities	13,800	–
<b>Net assets</b>	<b>193,304</b>	<b>127,741</b>
Equity		
Issued capital	190,067	125,922
Share-based payments reserve	2,351	1,265
Retained earnings	886	554
<b>Total equity</b>	<b>193,304</b>	<b>127,741</b>

#### Guarantees entered into by the parent entity in relation to the debts of its subsidiaries

The parent entity has entered into cross guarantees in relation to the debts of its subsidiaries.

#### Contingent liabilities

The parent entity had no contingent liabilities as at 30 June 2024 and 30 June 2023.

#### Capital commitments – Property, plant and equipment

The parent entity had no capital commitments for property, plant and equipment as at 30 June 2024 and 30 June 2023.

#### Material accounting policy information

The accounting policies of the parent entity are consistent with those of Atturra Group, as disclosed in note 1, except for the following:

- Investments in subsidiaries are accounted for at the fair value of the shares issued during the IPO process, which was \$0.50 per share, less any impairment, in the parent entity.
- Investments in associates are accounted for at cost, less any impairment, in the parent entity.
- Dividends received from subsidiaries are recognised as other income by the parent entity and its receipt may be an indicator of an impairment of the investment.

## Notes to the consolidated financial statements

### Note 34. Business combinations

#### Silverdrop Education Pty Ltd

On 20 July 2023, Atturra Limited announced to the ASX that a wholly owned subsidiary, Galaxy 42 Pty Ltd, had entered into a binding sale and purchase agreement to acquire the business and certain assets of Silverdrop Education Pty Ltd (Silverdrop), a specialist HR and payroll consulting firm. The maximum purchase consideration is \$3,300,000. \$2,120,000 was settled on completion, \$500,000 of Atturra Limited shares were issued to the Silverdrop vendors (577,367 shares at an issue price \$0.87) and there is additional earn out consideration of up to \$600,000 in cash subject to Silverdrop achieving performance hurdles based on audited EBIT results for the 10 months to 30 June 2024. The purchase consideration was funded from the Westpac debt facility. The transaction was completed on 30 August 2023.

The acquired business contributed revenue of \$2,009,000 and profit after tax of \$666,000 to Atturra Group from 31 August 2023 to 30 June 2024. The contributed revenue and profit after tax from 1 July 2023 to 30 June 2024 has not been disclosed as the Atturra Group did not purchase the shares of the company. The goodwill of \$3,340,000 relates predominantly to the key management, specialised know-how of the workforce, employee relationships, competitive position and service offerings that do not meet the recognition criteria as an intangible asset at the date of acquisition.

The values identified in relation to the business acquisition of Silverdrop Education are provisional as at 30 June 2024 as permitted by AASB 3 Business Combinations. Any true ups required to fair value of assets and liabilities taken on will be reflected as at 31 December 2024.

Details of the acquisition are as follows:

	Fair value \$'000
Trade and other payables	(33)
Employee benefits	(87)
Net liabilities acquired	(120)
Goodwill	3,340
<b>Acquisition-date fair value of the total consideration transferred</b>	<b>3,220</b>
Representing:	
Cash paid or payable to vendor	2,120
Atturra Limited shares issued to vendor	500
Contingent consideration	600
	<b>3,220</b>
Cash used to acquire business, net of cash acquired:	
Acquisition-date fair value of the total consideration transferred	3,220
Less: contingent consideration	(600)
Less: shares issued by Company as part of consideration	(500)
<b>Net cash used</b>	<b>2,120</b>



## Notes to the consolidated financial statements

### Sabervox Pty Ltd

On 6 September 2023, Atturra Holdings Pty Ltd, a wholly owned subsidiary of Atturra Limited, entered into a share sale agreement to acquire 100% of the ordinary shares of Sabervox Pty Ltd (Sabervox) and its controlled entities for a maximum purchase consideration of \$7,500,000. \$4,000,000 was settled on completion in cash with a working capital adjustment of \$148,000 resulting in a net cash payment of \$3,852,000, \$1,000,000 of Atturra Limited shares were issued to the Sabervox vendors (1,176,471 shares at an issue price \$0.85) and an earn out consideration of up to \$2,500,000 in cash subject to Sabervox achieving performance hurdles based on audited EBITDA results for the 12 months ended 30 September 2024. The transaction completed on 29 September 2023.

The acquired business contributed revenue of \$4,137,000 and profit after tax of \$368,000 to Atturra Group from 30 September 2023 to 30 June 2024. If the acquisition occurred on 1 July 2023, the full year contributions would have been revenue of \$5,516,000 and a profit after tax of \$441,000 respectively. The goodwill of \$5,570,000 relates predominantly to customer relationships, software, the key management, specialised know-how of the workforce, employee relationships, competitive position and service offerings that do not meet the recognition criteria as an intangible asset at the date of acquisition.

The values identified in relation to the acquisition of Sabervox are provisional as at 30 June 2024 as permitted by AASB 3 Business Combinations. Any true ups required to fair value of assets and liabilities taken on will be reflected as at 31 December 2024.

Details of the acquisition are as follows:

	Fair value \$'000
Cash and cash equivalents	220
Trade and other receivables	514
Inventories	13
Other current assets	27
Property, plant and equipment	425
Right-of-use assets	288
Customer relationships	2,758
Trade and other payables	(574)
Deferred tax liability	(1,015)
Employee benefits	(244)
Other current liabilities	(417)
Other non-current liabilities	(213)
Net assets acquired	1,782
Goodwill	5,570
<b>Acquisition-date fair value of the total consideration transferred</b>	<b>7,352</b>
Representing:	
Cash paid or payable to vendor	3,852
Atturra Limited shares issued to vendor	1,000
Contingent consideration	2,500
	<b>7,352</b>
Cash used to acquire business, net of cash acquired:	
Acquisition-date fair value of the total consideration transferred	7,352
Less: cash and cash equivalents	(220)
Less: contingent consideration	(2,500)
Less: shares issued by Company as part of consideration	(1,000)
<b>Net cash used</b>	<b>3,632</b>

## Notes to the consolidated financial statements

### Techtonics Group Limited

On 26 September 2023, Anatas Pty Ltd, a wholly owned subsidiary of Atturra Limited, entered into a share sale agreement to acquire 100% of the ordinary shares of Techtonics Group Limited (Techtonics) for a purchase consideration of \$1. There is no earn out consideration for the transaction. The transaction completed on 29 September 2023.

The acquired business contributed revenue of \$2,559,000 and loss after tax of \$37,000 to Atturra Group from 30 September 2023 to 30 June 2024. If the acquisition occurred on 1 July 2023, the full year contributions would have been revenue of \$3,302,000 and a loss after tax of \$385,000 respectively.

The values identified in relation to the acquisition of Techtonics Group Limited are provisional as at 30 June 2024 as permitted by AASB 3 Business Combinations. Any true ups required to fair value of assets and liabilities taken on will be reflected as at 31 December 2024.

Details of the acquisition are as follows:

	Fair value \$'000
Trade and other receivables	326
Prepayments	38
Property, plant and equipment	98
Customer relationships	368
Software	818
Bank overdraft	(635)
Trade and other payables	(408)
Deferred tax liability	(103)
Employee benefits	(79)
Other current liabilities	(76)
Net assets acquired	347
Gain on bargain purchase	(347)
<b>Acquisition-date fair value of the total consideration transferred</b>	<b>–</b>

# Notes to the consolidated financial statements

## Cirrus Networks Holdings Limited

On 11 September 2023, Atturra Holdings Pty Ltd, a wholly owned subsidiary of Atturra Limited, entered into a binding scheme implementation deed to acquire 100% of the ordinary shares of Cirrus Networks Holdings Limited (Cirrus) and its controlled entities for a purchase consideration of \$58,617,000. \$44,568,000 was settled in cash and \$14,048,900 was newly issued Atturra Limited shares (15,937,505 shares at an issue price of \$0.8815). The transaction completed on 11 December 2023.

The acquired business contributed revenue of \$25,695,000 and profit after tax of \$2,348,000 to Atturra Group from 11 December 2023 to 30 June 2024. If the acquisition occurred on 1 July 2023, the full year contributions would have been revenue of \$43,830,000 and a loss after tax of \$1,948,000 respectively. The loss pre completion is primarily related to one off adjustments such as the write off of goodwill as part of the purchase price allocation exercise and the write off of a deferred tax asset.

The values identified in relation to the acquisition of Cirrus Networks Holdings Limited are provisional as at 30 June 2024 as permitted by AASB 3 Business Combinations. Any true ups required to fair value of assets and liabilities taken on will be reflected as at 31 December 2024.

Details of the acquisition are as follows:

	Fair value \$'000
Cash and cash equivalents	9,103
Trade and other receivables	11,719
Property, plant and equipment	534
Right-of-use assets	925
Customer relationships	14,567
Deferred tax asset	1,991
Trade and other payables	(17,638)
Deferred tax liability	(4,370)
Employee benefits	(1,654)
Lease liability	(991)
Other non-current liabilities	(492)
Net assets acquired	13,694
Goodwill	44,923
<b>Acquisition-date fair value of the total consideration transferred</b>	<b>58,617</b>
Representing:	
Cash paid or payable to vendor	44,568
Atturra Limited shares issued to vendor	14,049
	<b>58,617</b>
Cash used to acquire business, net of cash acquired:	
Acquisition-date fair value of the total consideration transferred	58,617
Less: cash and cash equivalents	(9,103)
Less: shares issued by Company as part of consideration	(14,049)
<b>Net cash used</b>	<b>35,465</b>

## Notes to the consolidated financial statements

### Accounting policy for business combinations

The acquisition method of accounting is used to account for business combinations regardless of whether equity instruments or other assets are acquired.

The consideration transferred is the sum of the acquisition-date fair values of the assets transferred, equity instruments issued, or liabilities incurred by Atturra Group to former owners of the acquiree and the amount of any non-controlling interest in the acquiree. For each business combination, the non-controlling interest in the acquiree is measured at either fair value or at the proportionate share of the acquiree's identifiable net assets. All acquisition costs are expensed as incurred to profit or loss.

On the acquisition of a business, Atturra Group assesses the financial assets acquired and liabilities assumed for appropriate classification and designation in accordance with the contractual terms, economic conditions, Atturra Group's operating or accounting policies and other pertinent conditions in existence at the acquisition-date.

Where the business combination is achieved in stages, Atturra Group remeasures its previously held equity interest in the acquiree at the acquisition-date fair value and the difference between the fair value and the previous carrying amount is recognised in profit or loss.

Contingent consideration to be transferred by Atturra Group is recognised at the acquisition-date fair value. Subsequent changes in the fair value of the contingent consideration classified as an asset or liability, after the acquisition date, is recognised in profit or loss. Contingent consideration classified as equity is not remeasured and its subsequent settlement is accounted for within equity.

The difference between the acquisition-date fair value of assets acquired, liabilities assumed and any non-controlling interest in the acquiree and the fair value of the consideration transferred and the fair value of any pre-existing investment in the acquiree is recognised as goodwill. If the consideration transferred and the pre-existing fair value is less than the fair value of the identifiable net assets acquired, being a bargain purchase to Atturra Group, the difference is recognised as a gain directly in profit or loss by Atturra Group on the acquisition-date, but only after a reassessment of the identification and measurement of the net assets acquired, the non-controlling interest in the acquiree, if any, the consideration transferred and Atturra Group's previously held equity interest in the acquiree.

Business combinations are initially accounted for on a provisional basis. Atturra Group retrospectively adjusts the provisional amounts recognised and also recognises additional assets or liabilities during the measurement period, based on new information obtained about the facts and circumstances that existed at the acquisition-date. The measurement period ends on either the earlier of (i) 12 months from the date of the acquisition or (ii) when Atturra Group receives all the information possible to determine fair value.

## Notes to the consolidated financial statements

### Note 35. Interests in subsidiaries

The consolidated financial statements incorporate the assets, liabilities and results of the following subsidiary in accordance with the accounting policy described in note 1:

Name	Principal place of business/ Country of incorporation	Ownership interest	
		30 June 2024 %	30 June 2023 %
Anatas Pte Ltd	Singapore	100.00	100.00
Anatas Pty Ltd	Australia	100.00	100.00
Atturra Advisory Group Pty Ltd (previously Noetic Group Pty Ltd)*	Australia	100.00	–
Atturra Asia Ltd	Hong Kong	100.00	100.00
Atturra Holdings Pty Ltd*	Australia	100.00	100.00
Atturra Limited (United Kingdom)	United Kingdom	100.00	100.00
Atturra Operations Pty Ltd	Australia	100.00	100.00
Atturra Personnel Pty Ltd	Australia	100.00	100.00
Atturra Services Pty Ltd (previously FTS Resourcing Pty Ltd)	Australia	100.00	100.00
Boab Energy Pty Ltd*	Australia	100.00	–
Chartsmart Consulting Pty Ltd	Australia	100.00	100.00
Cirrus Networks (ACT) Pty Ltd	Australia	100.00	–
Cirrus Networks (Canberra) Pty Ltd	Australia	100.00	–
Cirrus Networks (Victoria) Pty Ltd	Australia	100.00	–
Cirrus Networks (WA) Pty Ltd	Australia	100.00	–
Cirrus Networks Holdings Pty Ltd	Australia	100.00	–
Connexion Pty Ltd*	Australia	100.00	100.00
Cubic Consulting Pty Ltd	Australia	100.00	100.00
ESAM Consultants Pty Ltd	Australia	100.00	100.00
Foundation Technology Services Pty Ltd	Australia	100.00	100.00
FTS Data & AI Pty Ltd*	Australia	100.00	100.00
FTS NHC Pty Ltd*	Australia	100.00	100.00
FTS Nominees Pty Ltd*	Australia	100.00	100.00
FTS PHC Pty Ltd*	Australia	100.00	100.00
FTS VHC Pty Ltd*	Australia	100.00	100.00
FTSG Pty Ltd*	Australia	100.00	100.00
Galaxy 42 Group Pty Ltd*	Australia	100.00	100.00
Galaxy 42 Pty Ltd	Australia	100.00	100.00
Hammond Street Developments Pty Ltd	Australia	100.00	100.00
Hayes Information Systems and Communications Pty Ltd	Australia	100.00	100.00
Kettering NZ Limited	New Zealand	100.00	100.00
Kettering Professional Services Pty Ltd	Australia	100.00	100.00
Kobold Group Pty Ltd	Australia	100.00	100.00

## Notes to the consolidated financial statements

Name	Principal place of business/ Country of incorporation	Ownership interest	
		30 June 2024 %	30 June 2023 %
L7 Solutions Pty Ltd*	Australia	100.00	–
Mentum Systems Pty Ltd	Australia	100.00	100.00
Noetic Solutions Pty Ltd	Australia	100.00	80.04
Regional IT Newcastle Pty Ltd	Australia	100.00	–
Sabervox Pty Ltd	Australia	100.00	–
SME Gateway Pty Ltd	Australia	100.00	100.00
Techtonics Group Limited	New Zealand	100.00	–
The Somerville Group Pty Ltd	Australia	100.00	100.00
Veritec Pty Ltd	Australia	100.00	100.00

\* Dormant during the year.

During the year ended 30 June 2024 the Atturra Group acquired the remaining interests in Noetic Group Pty Ltd (now renamed to Atturra Advisory Group Pty Ltd) and Noetic Solutions Pty Ltd. The Group now owns 100% of both companies as at 30 June 2024 (Ownership Interest at 30 June 2023: 80.04%).

### Note 36. Interests in associates

Interests in associates are accounted for using the equity method of accounting. Information relating to associates that are material to Atturra Group are set out below:

Name	Principal place of business/ Country of incorporation	Ownership interest	
		30 June 2024 %	30 June 2023 %
Protegic Pty Ltd	Australia	49.00	49.00

Summarised financial information	30 June 2024 \$'000	30 June 2023 \$'000
<b>Summarised statement of financial position</b>		
Current assets	975	1,543
Non-current assets	1,151	1,118
Total assets	2,126	2,661
Current liabilities	605	219
Total liabilities	605	219
<b>Net assets</b>	<b>1,521</b>	<b>2,442</b>
<b>Summarised statement of profit or loss and other comprehensive income</b>		
Revenue	5,430	7,580
Expenses	(5,797)	(7,460)
(Loss)/profit before income tax	(367)	120
Other comprehensive income	–	–
<b>Total comprehensive income</b>	<b>(367)</b>	<b>120</b>

## Notes to the consolidated financial statements

### Contingent liabilities

There were no contingent liabilities at 30 June 2024 and 30 June 2023.

### Note 37. Reconciliation of profit after income tax to net cash from operating activities

	Consolidated	
	30 June 2024 \$'000	30 June 2023 \$'000
Profit after income tax expense for the year	9,731	10,643
Adjustments for:		
Depreciation and amortisation	6,432	2,282
Make good provision	(311)	–
Gain on lease variation	(73)	–
Gain on disposal of non-current assets	(46)	–
Net loss on deferred considerations	52	–
Gain on bargain purchase	(347)	–
Share-based payments	1,086	1,155
Share of profit – associates	(116)	(72)
Change in operating assets and liabilities:		
Increase in trade and other receivables	(22,573)	(6,424)
Increase in inventories	(853)	(755)
(Increase)/decrease in deferred tax assets	(660)	887
Increase in contract assets	(317)	(3)
Increase in trade and other payables	16,941	1,306
Increase in provision for income tax	1,174	3,589
Increase/(decrease) in other provisions	1,724	(2,139)
<b>Net cash from operating activities</b>	<b>11,844</b>	<b>10,469</b>

### Note 38. Non-cash investing and financing activities

	Consolidated	
	30 June 2024 \$'000	30 June 2023 \$'000
Additions to right-of-use assets	1,296	3,665
Shares issued under employee share plan	–	376
Shares issued through acquisition of subsidiaries	15,549	1,999
	<b>16,845</b>	<b>6,040</b>

## Notes to the consolidated financial statements

### Note 39. Earnings per share

	Consolidated	
	30 June 2024 \$'000	30 June 2023 \$'000
Profit after income tax	9,731	10,643
Non-controlling interest	53	(402)
<b>Profit after income tax attributable to the owners of Atturra Limited</b>	<b>9,784</b>	<b>10,241</b>
	Number	Number
Weighted average number of ordinary shares used in calculating basic earnings per share	272,472,290	217,557,863
Adjustments for calculation of diluted earnings per share:		
Performance rights over ordinary shares	5,431,482	4,609,286
<b>Weighted average number of ordinary shares used in calculating diluted earnings per share</b>	<b>277,903,772</b>	<b>222,167,149</b>
	Cents	Cents
Basic earnings per share	3.59	4.71
Diluted earnings per share	3.52	4.61

### Accounting policy for earnings per share

#### Basic earnings per share

Basic earnings per share is calculated by dividing the profit attributable to the owners of Atturra Limited, excluding any costs of servicing equity other than ordinary shares, by the weighted average number of ordinary shares outstanding during the financial year, adjusted for bonus elements in ordinary shares issued during the financial year.

#### Diluted earnings per share

Diluted earnings per share adjusts the figures used in the determination of basic earnings per share to take into account the after-income tax effect of interest and other financing costs associated with dilutive potential ordinary shares and the weighted average number of additional ordinary shares that would have been outstanding assuming conversion of all dilutive potential ordinary shares.

### Note 40. Share-based payments

Atturra Limited has two incentive schemes in place, namely the Long-Term Incentive Plan (LTIP) and Exempt Employee Share Plan (EESP).

#### Long-Term Incentive Plan

Atturra Limited established a LTIP to align the interests of eligible employees with shareholders through the sharing of a personal interest in the future growth and development of the Atturra Limited. A total of 1,817,058 performance rights have been granted to the CEO (Stephen Kowal) under the LTIP. Other executives have been granted a total of 3,890,180 performance rights under the LTIP. Further details of the valuation methodology are set out in the significant accounting policies note.

The fair value of the Stephen Kowal's performance rights was determined using the Monte Carlo option pricing model.

The fair value of performance rights granted to other executives under the LTIP has been determined by the Atturra Limited share price at the date of issue. No dividend assumptions have been taken into account during the date of record due to the future growth strategy of Atturra Group.



## Notes to the consolidated financial statements

### Exempt Employee Share Plan

Atturra Limited has also established an EESP to align the interests of eligible employees of Atturra Group with shareholders. 374,227 shares have been issued under the Share Plan as at 30 June 2024. A fair value of \$1.00 was used to calculate the share-based payment expense.

Set out below are summaries of the performance rights granted under the plans:

	Number of performance rights 30 June 2024
<b>Long-term incentive plan</b>	
Outstanding at the beginning of the financial year	4,609,286
Additions during the financial year	1,906,921
Expired/forfeited during the financial year	(808,969)
<b>Outstanding at the end of the financial year</b>	<b>5,707,238</b>
<b>Exercisable at the end of the financial year</b>	<b>–</b>

#### 30 June 2024

Grant date	Date of record	Exercise price	Balance at the start of the year	Granted	Exercised	Expired/forfeited/other	Balance at the end of the year
22/12/2021	31/12/2024	\$0.00	375,000	–	–	–	375,000
22/12/2021	31/12/2025	\$0.00	375,000	–	–	–	375,000
29/04/2022	01/11/2024	\$0.00	1,691,000	–	–	–	1,691,000
28/07/2022	01/11/2024	\$0.00	182,910	–	–	–	182,910
29/07/2022	01/11/2024	\$0.00	1,302,762	–	–	(618,630)	684,132
07/10/2022	31/12/2025	\$0.00	311,307	–	–	–	311,307
07/10/2022	31/12/2026	\$0.00	311,307	–	–	–	311,307
13/04/2023	31/12/2025	\$0.00	60,000	–	–	(60,000)	–
13/10/2023	15/12/2026	\$0.00	–	222,222	–	–	222,222
13/10/2023	15/12/2027	\$0.00	–	222,222	–	–	222,222
21/10/2023	01/11/2026	\$0.00	–	1,462,477	–	(130,339)	1,332,138
			4,609,286	1,906,921	–	(808,969)	5,707,238

## Notes to the consolidated financial statements

The weighted average remaining contractual life of performance rights outstanding at the end of the financial year was 3 years.

### 30 June 2023

Grant date	Date of record	Exercise price	Balance at the start of the year	Granted	Exercised	Expired/ forfeited/ other	Balance at the end of the year
22/12/2021	31/12/2024	\$0.00	375,000	–	–	–	375,000
22/12/2021	31/12/2025	\$0.00	375,000	–	–	–	375,000
29/04/2022	01/11/2024	\$0.00	1,800,000	–	–	(109,000)	1,691,000
28/07/2022	01/11/2024	\$0.00	–	182,910	–	–	182,910
29/07/2022	01/11/2024	\$0.00	–	1,302,762	–	–	1,302,762
07/10/2022	31/12/2025	\$0.00	–	311,307	–	–	311,307
07/10/2022	31/12/2026	\$0.00	–	311,307	–	–	311,307
13/04/2023	31/12/2025	\$0.00	–	60,000	–	–	60,000
			2,550,000	2,168,286	–	(109,000)	4,609,286

The weighted average remaining contractual life of performance rights outstanding at the end of the financial year was 3.00 years (2023: 3.00 years).

For the 444,444 performance rights granted during the current financial year to Stephen Kowal (two tranches of 222,222 shares), the valuation model inputs used to determine the fair value at the grant date, are as follows:

Grant date	Date of record	Share price at grant date	Exercise price	Expected volatility	Dividend yield	Risk-free interest rate	Fair value at grant date
13/10/2023	15/12/2026	\$0.90	\$0.00	50.00%	–	3.82%	\$0.479
13/10/2023	15/12/2027	\$0.90	\$0.00	50.00%	–	3.82%	\$0.482

Herbert To was granted 39,100 performance rights on 21 October 2023. The only performance criteria is continued employment with the Atturra Group until 1 November 2026. The share price of Atturra Limited at the grant date of \$0.81 was used to determine fair value.

Set out below is a summary of the share-based payment expense for the financial year:

	30 June 2024 \$'000	30 June 2023 \$'000
Long-Term Incentive Plan – Key management personnel	169	108
Long-Term Incentive Plan – Other Executives	917	671
Exempt Employee Share Plan	–	376
Long-term incentive share allotment	–	–
	<b>1,086</b>	<b>1,155</b>

## Notes to the consolidated financial statements

### Accounting policy for share-based payments

Equity-settled share-based compensation benefits are provided to employees. The LTIP is for executives and Directors and the EESP is for all other eligible employees.

Equity-settled transactions are awards of shares, options or performance rights over shares, that are provided to employees in exchange for the rendering of services.

The cost of equity-settled transactions are measured at fair value on grant date.

The cost of equity-settled transactions are recognised as an expense with a corresponding increase in equity over the vesting period. The cumulative charge to profit or loss is calculated based on the grant date fair value of the award, the best estimate of the number of awards that are likely to vest and the expired portion of the date of record. The amount recognised in profit or loss for the period is the cumulative amount calculated at each reporting date less amounts already recognised in previous periods.

Market conditions are taken into consideration in determining fair value. Therefore, any awards subject to market conditions are considered to vest irrespective of whether or not that market condition has been met, provided all other conditions are satisfied.

If the non-vesting condition is within the control of Atturra Group or employee, the failure to satisfy the condition is treated as a cancellation. If the condition is not within the control of Atturra Group or employee and is not satisfied during the vesting period, any remaining expense for the award is recognised over the remaining vesting period, unless the award is forfeited.

If equity-settled awards are cancelled, it is treated as if it has vested on the date of cancellation, and any remaining expense is recognised immediately. If a new replacement award is substituted for the cancelled award, the cancelled and new award is treated as if they were a modification.

### Note 41. Events after the reporting period

On 15 July 2024, Atturra Limited announced to the ASX that a wholly owned subsidiary, Atturra Advisory Pty Ltd entered in a binding sale and purchase agreement to acquire the business of Exent Holdings Pty Ltd (Exent) and its controlling entities, an advisory and consulting firm specialising in business transformation in technology and data. The maximum total purchase consideration is \$8,000,000, with \$6,000,000 payable upfront in cash and up to \$2,000,000 for earn-out/post-completion consideration, subject to Exent achieving performance hurdles for FY25. The transaction was completed on 31 July 2024. At the time of signing of the Annual Report the Purchase Price Allocation is yet to be completed..

No other matter or circumstance has arisen since 30 June 2024 that has significantly affected, or may significantly affect Atturra Group's operations, the results of those operations, or Atturra Group's state of affairs in future financial years.

# Consolidated entity disclosure statement

As at 30 June 2024

Atturra Limited Consolidated entity disclosure statement as at 30 June 2024.

Entity name	Entity type	Place formed/ Country of incorporation	Ownership interest %	Tax Residency	
				(Australian or Foreign)	(Foreign Jurisdiction)
Atturra Limited	Body Corporate	Australia	100.00%	Australian	N/A
Anatas Pte Ltd	Body Corporate	Singapore	100.00%	Australian	N/A
Anatas Pty Ltd	Body Corporate	Australia	100.00%	Australian	N/A
Atturra Advisory Group Pty Ltd*	Body Corporate	Australia	100.00%	Australian	N/A
Atturra Asia Ltd	Body Corporate	Hong Kong	100.00%	Australian	N/A
Atturra Holdings Pty Ltd*	Body Corporate	Australia	100.00%	Australian	N/A
Atturra Limited (United Kingdom)	Body Corporate	United Kingdom	100.00%	Australian	N/A
Atturra Operations Pty Ltd	Body Corporate	Australia	100.00%	Australian	N/A
Atturra Personnel Pty Ltd	Body Corporate	Australia	100.00%	Australian	N/A
Atturra Services Pty Ltd (Previously FTS Resourcing Pty Ltd)	Body Corporate	Australia	100.00%	Australian	N/A
Boab Energy Pty Ltd*	Body Corporate	Australia	100.00%	Australian	N/A
Chartsmart Consulting Pty Ltd	Body Corporate	Australia	100.00%	Australian	N/A
Cirrus Networks (ACT) Pty Ltd	Body Corporate	Australia	100.00%	Australian	N/A
Cirrus Networks (Canberra) Pty Ltd	Body Corporate	Australia	100.00%	Australian	N/A
Cirrus Networks (Victoria) Pty Ltd	Body Corporate	Australia	100.00%	Australian	N/A
Cirrus Networks (WA) Pty Ltd	Body Corporate	Australia	100.00%	Australian	N/A
Cirrus Networks Holdings Pty Ltd	Body Corporate	Australia	100.00%	Australian	N/A
Connexion Pty Ltd*	Body Corporate	Australia	100.00%	Australian	N/A
Cubic Consulting Pty Ltd	Body Corporate	Australia	100.00%	Australian	N/A
ESAM Consultants Pty Ltd	Body Corporate	Australia	100.00%	Australian	N/A
Foundation Technology Services Pty Ltd	Body Corporate	Australia	100.00%	Australian	N/A
FTS Data & AI Pty Ltd*	Body Corporate	Australia	100.00%	Australian	N/A
FTS NHC Pty Ltd*	Body Corporate	Australia	100.00%	Australian	N/A
FTS Nominees Pty Ltd*	Body Corporate	Australia	100.00%	Australian	N/A
FTS PHC Pty Ltd*	Body Corporate	Australia	100.00%	Australian	N/A
FTS VHC Pty Ltd*	Body Corporate	Australia	100.00%	Australian	N/A
FTSG Pty Ltd*	Body Corporate	Australia	100.00%	Australian	N/A
Galaxy 42 Group Pty Ltd*	Body Corporate	Australia	100.00%	Australian	N/A

Entity name	Entity type	Place formed/ Country of incorporation	Ownership interest %	Tax Residency	
				(Australian or Foreign)	(Foreign Jurisdiction)
Galaxy 42 Pty Ltd	Body Corporate	Australia	100.00%	Australian	N/A
Hammond Street Developments Pty Ltd	Body Corporate	Australia	100.00%	Australian	N/A
Hayes Information Systems and Communications Pty Ltd	Body Corporate	Australia	100.00%	Australian	N/A
Kettering NZ Limited	Body Corporate	New Zealand	100.00%	Australian	N/A
Kettering Professional Services Pty Ltd	Body Corporate	Australia	100.00%	Australian	N/A
Kobold Group Pty Ltd	Body Corporate	Australia	100.00%	Australian	N/A
L7 Solutions Pty Ltd*	Body Corporate	Australia	100.00%	Australian	N/A
Mentum Systems Pty Ltd	Body Corporate	Australia	100.00%	Australian	N/A
Noetic Solutions Pty Ltd	Body Corporate	Australia	100.00%	Australian	N/A
Regional IT Newcastle Pty Ltd	Body Corporate	Australia	100.00%	Australian	N/A
Sabervox Pty Ltd	Body Corporate	Australia	100.00%	Australian	N/A
SME Gateway Pty Ltd	Body Corporate	Australia	100.00%	Australian	N/A
Techtonics Group Limited	Body Corporate	New Zealand	100.00%	Foreign	New Zealand
The Somerville Group Pty Ltd	Body Corporate	Australia	100.00%	Australian	N/A
Veritec Pty Ltd	Body Corporate	Australia	100.00%	Australian	N/A

\* Dormant as at year end.

# Directors' declaration

In the Directors' opinion:

- the attached financial statements and notes comply with the Corporations Act 2001, the Accounting Standards, the Corporations Regulations 2001 and other mandatory professional reporting requirements;
- the attached financial statements and notes comply with International Financial Reporting Standards as issued by the International Accounting Standards Board as described in note 1 to the financial statements;
- the attached financial statements and notes give a true and fair view of Atturra Group's financial position as at 30 June 2024 and of its performance for the financial year ended on that date;
- there are reasonable grounds to believe that Atturra Limited will be able to pay its debts as and when they become due and payable, and
- the information disclosed in the attached consolidated entity disclosure statement is true and correct.

The Directors have been given the declarations required by section 295A of the Corporations Act 2001.

Signed in accordance with a resolution of Directors made pursuant to section 295(5)(a) of the Corporations Act 2001.

On behalf of the Directors



**Shan Kanji**  
**Chairman**

23 August 2024

# Independent auditor's report



**Crowe Audit Australia**  
ABN 13 969 921 386  
Level 24, 1 O'Connell Street  
Sydney NSW 2000  
Main +61 (02) 9262 2155  
Fax +61 (02) 9262 2190  
[www.crowe.com.au](http://www.crowe.com.au)

## Independent Auditor's Report to the Members of Atturra Limited

### Report on the Audit of the Financial Report

#### Opinion

We have audited the financial report of Atturra Limited (the Company) and its subsidiaries (the Group), which comprises the consolidated statement of financial position as at 30 June 2024, the consolidated statement of profit or loss and other comprehensive income, the consolidated statement of changes in equity and the consolidated statement of cash flows for the year then ended, and notes to the financial statements, including material accounting policy information, the consolidated entity disclosure statement and the directors' declaration.

In our opinion, the accompanying financial report of the Group is in accordance with the *Corporations Act 2001*, including:

- (a) giving a true and fair view of the Group's financial position as at 30 June 2024 and of its financial performance for the year then ended; and
- (b) complying with Australian Accounting Standards and the *Corporations Regulations 2001*.

#### Basis for Opinion

We conducted our audit in accordance with Australian Auditing Standards. Our responsibilities under those standards are further described in the *Auditor's Responsibilities for the Audit of the Financial Report* section of our report. We are independent of the Group in accordance with the auditor independence requirements of the *Corporations Act 2001* and the ethical requirements of the Accounting Professional & Ethical Standards Board's APES 110 *Code of Ethics for Professional Accountants (including Independence Standards)* (the Code) that are relevant to our audit of the financial report in Australia. We have also fulfilled our other ethical responsibilities in accordance with the Code.

We believe that the audit evidence we have obtained is sufficient and appropriate to provide a basis for our opinion.

Some of the Crowe personnel involved in preparing this document may be members of a professional scheme approved under Professional Standards Legislation such that their occupational liability is limited under that Legislation. To the extent that applies, the following disclaimer applies to them. If you have any questions about the applicability of Professional Standards Legislation Crowe's personnel involved in preparing this document, please speak to your Crowe adviser.

Liability limited by a scheme approved under Professional Standards Legislation.

The title 'Partner' conveys that the person is a senior member within their respective division, and is among the group of persons who hold an equity interest (shareholder) in its parent entity, Findex Group Limited. The only professional service offering which is conducted by a partnership is external audit, conducted via the Crowe Australasia external audit division and Unison SMSF Audit. All other professional services offered by Findex Group Limited are conducted by a privately owned organisation and/or its subsidiaries.

Findex (Aust) Pty Ltd, trading as Crowe Australasia is a member of Crowe Global, a Swiss Verein. Each member firm of Crowe Global is a separate and independent legal entity. Findex (Aust) Pty Ltd and its affiliates are not responsible or liable for any acts or omissions of Crowe Global or any other member of Crowe Global. Crowe Global does not render any professional services and does not have an ownership or partnership interest in Findex (Aust) Pty Ltd. Services are provided by Crowe Audit Australia, an affiliate of Findex (Aust) Pty Ltd.  
© 2024 Findex (Aust) Pty Ltd

# Independent auditor's report

## Independent Auditor's Report

Atturra Limited

### Key Audit Matters

Key audit matters are those matters that, in our professional judgement, were of most significance in our audit of the financial report of the current period. These matters were addressed in the context of our audit of the financial report as a whole, and in forming our opinion thereon, and we do not provide a separate opinion on these matters.

Key Audit Matter	How we addressed the Key Audit Matter
<b>Business Combinations – Note 34</b>	
<p>The Group acquired the following entities during the year:</p> <ul style="list-style-type: none"> <li>• Silverdrop Education Pty Limited</li> <li>• Sabervox Pty Limited and its Controlled Entities</li> <li>• Techtonics Group Limited</li> <li>• Cirrus Networks Holdings Limited and its Controlled Entities</li> </ul> <p>The accounting for the acquisition of a business is complex. Australian Accounting Standards require the Group to identify all assets, liabilities and contingent liabilities of the acquired businesses and estimate the fair value at the date of acquisition.</p> <p>The acquisitions were a key audit matter because they are significant transactions to the Group, and the Group made significant judgements when accounting for the acquisitions, including the measurement of separately identifiable intangible assets and the measurement of contingent consideration.</p>	<p>We critically analysed the Group's business combination supporting documentation to ensure its appropriateness with AASB 3: <i>Business Combinations</i>, including performing the following procedures:</p> <ul style="list-style-type: none"> <li>a) developed an understanding of the relevant purchase agreements.</li> <li>b) obtained the purchase price allocation prepared by an independent valuer and, using a valuation expert to assist us, evaluated the reasonability of estimates and judgements used within the fair value assessment.</li> <li>c) agreed the amount of the purchase consideration paid and/or payable to the transaction agreement, bank statements and ASX notices. Where there was contingent consideration, we assessed the appropriateness of management's assumptions in measuring the fair value of the consideration.</li> <li>d) assessed the reasonableness of the note disclosures in light of the requirements of the Australian Accounting Standards.</li> </ul>
<b>Goodwill – Note 15</b>	
<p>Goodwill is required by Australian Accounting Standards to be tested annually for impairment at the Cash Generating Unit (CGU) level.</p> <p>The Group performed an impairment assessment of goodwill by calculating the value in use for each CGU using discounted cash flow models.</p> <p>The impairment assessment was a key audit matter due to the size of the goodwill balance and the judgement involved in determining the value in use of each CGU.</p>	<p>We critically analysed management's supporting documentation, including performing the following procedures:</p> <ul style="list-style-type: none"> <li>a) assessed whether the Group's identification of CGUs was consistent with our knowledge of the operations, internal reporting lines and level of integration of the acquired businesses</li> <li>b) discussed and evaluated management's basis for using the significant assumptions and inputs used in the value in use model, and challenged its appropriateness.</li> <li>c) tested the significant assumptions used by management including discount rates and growth rates by comparing to observable</li> </ul>



	<p>market data, having components reviewed with the assistance of a valuation expert and reviewing performance against approved budgets.</p> <p>d) checked the mathematical and historical accuracy of the forecasts.</p> <p>e) interrogated the value in use model using different inputs as a means to perform sensitivity analysis.</p> <p>f) evaluated the reasonableness of the note disclosures in light of the requirements of Australian Accounting Standards.</p>
<b>Revenue – Note 4</b>	
<p>Revenue is significant to the financial statements and disaggregated across multiple entities.</p> <p>This was a key audit matter given the materiality of the amount, high volume of transactions, as well it being a prescribed risk under the Australian Auditing Standards.</p>	<p>We performed the following audit procedures amongst others:</p> <p>a) understood and evaluated management's processes and controls relating to the recording and recognition of revenue.</p> <p>b) evaluated the Group's approach to revenue recognition in light of the requirements of the Australian Accounting Standards.</p> <p>c) performed substantive analytical procedures to understand the movement in revenue streams.</p> <p>d) testing of a sample of revenue transactions, comparing transactions to a range of supporting evidence.</p> <p>e) evaluated the reasonableness of the Group's disclosure on revenue in light of the requirements of Australian Accounting Standards.</p>

## Other Information

The directors are responsible for the other information. The other information comprises the information included in the Group's Annual Report for the year ended 30 June 2024, but does not include the financial report and our auditor's report thereon.

Our opinion on the financial report does not cover the other information and accordingly we do not express any form of assurance conclusion thereon.

In connection with our audit of the financial report, our responsibility is to read the other information and, in doing so, consider whether the other information is materially inconsistent with the financial report or our knowledge obtained in the audit or otherwise appears to be materially misstated.

If, based on the work we have performed, we conclude that there is a material misstatement of this other information, we are required to report that fact. We have nothing to report in this regard.

# Independent auditor's report

## Independent Auditor's Report

Atturra Limited

### Responsibilities of the Directors for the Financial Report

The directors of the Company are responsible for the preparation of:

- (a) the financial report (other than the consolidated entity disclosure statement) that gives a true and fair view in accordance with Australian Accounting Standards and the *Corporations Act 2001*; and
- (b) the consolidated entity disclosure statement that is true and correct in accordance with the *Corporations Act 2001*, and

for such internal control as the directors determine is necessary to enable the preparation of:

- (a) the financial report (other than the consolidated entity disclosure statement) that gives a true and fair view and is free from material misstatement, whether due to fraud or error; and
- (b) the consolidated entity disclosure statement that is true and correct and is free of misstatement, whether due to fraud or error.

In preparing the financial report, the directors are responsible for assessing the ability of the Group to continue as a going concern, disclosing, as applicable, matters related to going concern and using the going concern basis of accounting unless the directors either intend to liquidate the Group or to cease operations, or have no realistic alternative but to do so.

### Auditor's Responsibilities for the Audit of the Financial Report

Our objectives are to obtain reasonable assurance about whether the financial report as a whole is free from material misstatement, whether due to fraud or error, and to issue an auditor's report that includes our opinion. Reasonable assurance is a high level of assurance, but is not a guarantee that an audit conducted in accordance with the Australian Auditing Standards will always detect a material misstatement when it exists. Misstatements can arise from fraud or error and are considered material if, individually or in the aggregate, they could reasonably be expected to influence the economic decisions of users taken on the basis of this financial report.

As part of an audit in accordance with the Australian Auditing Standards, we exercise professional judgement and maintain professional scepticism throughout the audit. We also:

- Identify and assess the risks of material misstatement of the financial report, whether due to fraud or error, design and perform audit procedures responsive to those risks, and obtain audit evidence that is sufficient and appropriate to provide a basis for our opinion. The risk of not detecting a material misstatement resulting from fraud is higher than for one resulting from error, as fraud may involve collusion, forgery, intentional omissions, misrepresentations, or the override of internal control.
- Obtain an understanding of internal control relevant to the audit in order to design audit procedures that are appropriate in the circumstances, but not for the purpose of expressing an opinion on the effectiveness of the Group's internal control.
- Evaluate the appropriateness of accounting policies used and the reasonableness of accounting estimates and related disclosures made by the directors.
- Conclude on the appropriateness of the directors' use of the going concern basis of accounting and, based on the audit evidence obtained, whether a material uncertainty exists related to events or conditions that may cast significant doubt on the Group's ability to continue as a going concern. If we conclude that a material uncertainty exists, we are required to draw attention in our auditor's report to the related disclosures in the financial report or, if such disclosures are inadequate, to modify our opinion. Our conclusions are based on the audit evidence obtained up to the date of our auditor's report. However, future events or conditions may cause the Group to cease to continue as a going concern.
- Evaluate the overall presentation, structure and content of the financial report, including the disclosures, and whether the financial report represents the underlying transactions and events in a manner that achieves fair presentation.

- Plan and perform the group audit to obtain sufficient appropriate audit evidence regarding the financial information of the entities or business units within the group as a basis for forming an opinion on the group financial report. We are responsible for the direction, supervision and review of the audit work performed for the purposes of the Group audit. We remain solely responsible for our audit opinion.

We communicate with the directors regarding, among other matters, the planned scope and timing of the audit and significant audit findings, including any significant deficiencies in internal control that we identify during our audit.

We also provide the directors with a statement that we have complied with relevant ethical requirements regarding independence, and to communicate with them all relationships and other matters that may reasonably be thought to bear on our independence, and where applicable, actions taken to eliminate threats or safeguards applied.

From the matters communicated with the directors, we determine those matters that were of most significance in the audit of the financial report of the current period and are therefore the key audit matters. We describe these matters in our auditor's report unless law or regulation precludes public disclosure about the matter or when, in extremely rare circumstances, we determine that a matter should not be communicated in our auditor's report because the adverse consequences of doing so would reasonably be expected to outweigh the public interest benefits of such communication.

## Report on the Remuneration Report

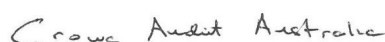
### Opinion on the Remuneration Report

We have audited the remuneration report included in pages 19 to 28 of the directors' report for the year ended 30 June 2024.

In our opinion, the remuneration report of Atturra Limited, for the year ended 30 June 2024, complies with section 300A of the *Corporations Act 2001*.

### Responsibilities

The directors of the Company are responsible for the preparation and presentation of the Remuneration Report in accordance with section 300A of the *Corporations Act 2001*. Our responsibility is to express an opinion on the Remuneration Report, based on our audit conducted in accordance with Australian Auditing Standards.



**Crowe Audit Australia**



**Ash Pather**  
Senior Partner

23 August 2024  
Sydney

# Shareholder information

The shareholder information set out below was applicable as at 5 August 2024.

## Distribution of equitable securities

Analysis of number of equitable security holders by size of holding:

	Performance rights			Ordinary shares		
	Number of holders	Units	% of total shares issued	Number of holders	Units	% of total shares issued
1 to 1,000	–	–	–	208	141,093	0.05
1,001 to 5,000	–	–	–	230	1,424,189	0.46
5,001 to 10,000	–	–	–	190	2,133,899	0.68
10,001 to 100,000	20	1,087,603	19.10	349	11,776,575	3.76
100,001 and over	17	4,619,635	80.90	49	297,295,033	95.05
<b>Total</b>	<b>37</b>	<b>5,707,238</b>	<b>100.00</b>	<b>1,026</b>	<b>312,770,789</b>	<b>100.00</b>
<b>Holding less than a marketable parcel</b>	<b>–</b>	<b>–</b>	<b>–</b>	<b>72</b>	<b>27,421</b>	<b>–</b>

## Equity security holders

### Twenty largest quoted equity security holders

The names of the twenty largest security holders of quoted equity securities are listed below:

	Ordinary shares	
	Number held	% of total shares issued
DRIFTWOOD IT PTY LIMITED	115,724,809	37.00
263 FINANCE PTY LIMITED	58,184,398	18.60
J P MORGAN NOMINEES AUSTRALIA PTY LIMITED	53,725,743	17.18
HSBC CUSTODY NOMINEES (AUSTRALIA) LIMITED	14,753,190	4.72
YAZARSKIA PTY LIMITED	6,075,055	1.94
SWK FAMILY PTY LIMITED	5,976,731	1.91
CITICORP NOMINEES PTY LIMITED	2,981,509	0.95
MR ANDRIS BALMAKS	2,957,405	0.95
PETER JAMES MURPHY	2,931,985	0.94
J&B FUND MANAGEMENT PTY LTD J&B SUPERANNUATION FUND A/C >	2,850,872	0.91
INFOGATE PTY LTD	2,801,130	0.90
MICROEQUITIES ASSET MANAGEMENT PTY LTD MICROEQTS NANOCAP NO 11 A/C >	2,296,562	0.73
MERB INVESTMENTS PTY LTD	2,121,113	0.68
CPU SHARE PLANS PTY LTD ATA EST UNALLOCATED A/C >	1,821,559	0.58
UBS NOMINEES PTY LTD	1,682,325	0.54
MAYHAM PTY LTD	1,500,987	0.48
VINMAN NOMINEES PTY LTD THE VINMAN A/C >	1,275,000	0.41
MCNYGHT PTY LTD	1,176,471	0.38
MR STEPHEN KOWAL	1,096,212	0.35
STUART ALTHAUS RETIREMENT PTY LTD	1,030,283	0.33
	<b>282,963,339</b>	<b>90.48</b>

### Unquoted equity securities

There are 5,707,238 unquoted Performance Rights on issue.

## Shareholder information

### Substantial holders

There are no substantial holders in the Company.

	Ordinary shares		
	Number held	% of total shares issued	Date of notice
Shan Kanji, combined holdings of Driftwood IT Pty Ltd, 263 Finance Pty Ltd and Shan Kanji	173,909,207	55.60%	30 January 2024
Richmond Hill Capital Pty Ltd and associates	26,091,219	8.34%	26 June 2024

### Restricted securities

Of the 312,770,789 shares on issue, 42,330,951 shares are restricted securities. The restricted securities will be released from voluntary escrow as follows:

- 38,930,053 shares to be released from voluntary escrow on 1 October 2024
- 1,753,838 shares to be released from voluntary escrow on 30 November 2024
- 823,530 shares to be released from voluntary escrow on 3 April 2025
- 823,530 shares to be released from voluntary escrow on 3 October 2025

### On-market buy-back

There is no on-market buy-back scheme in operation for the Company's quoted shares.

### Voting rights

The voting rights attached to ordinary shares are set out below:

#### Ordinary shares

On a show of hands every member present at a meeting in person or by proxy shall have one vote and upon a poll each share shall have one vote.

### Performance Rights

There are no voting rights attached to Performance Rights.

### Corporate Governance

The Company's Corporate Governance Statement as at 30 June 2024 as approved by the Board can be viewed at <https://investors.atturra.com/governance/>.

### Stock exchange on which the Company's securities are quoted

The Company's listed equity securities are quoted on the Australian Securities Exchange.

### Review of operations

A review of operations is contained in the Directors' report.

### Annual general meeting

As advised to the ASX on 16 August 2024, the annual general meeting of the Company is scheduled for Monday, 21 October 2024.

# Corporate directory

<b>Directors</b>	Shan Kanji Stephen Kowal Nicole Bowman Jonathan Rubinsztein
<b>Company secretary</b>	Kunal Shah
<b>Registered office</b>	Level 33, Aurora Place 88 Phillip Street Sydney NSW 2000
<b>Principal place of business</b>	Level 2 10 Bond Street Sydney NSW 2000  Telephone +61 2 9657 0999
<b>Share register</b>	Computershare Investor Services Pty Limited 6 Hope St Ermington NSW 2115
<b>Auditor</b>	Crowe Audit Australia Level 24, 1 O'Connell St Sydney NSW 2000
<b>Solicitors</b>	HWL Ebsworth Level 14, Australia Square 264 – 278 George Street Sydney NSW 2000
<b>Bankers</b>	Westpac Banking Corporation
<b>Stock exchange listing</b>	Atturra Limited shares are listed on the Australian Securities Exchange (ASX code: ATA)
<b>Website</b>	<a href="https://atturra.com/au-en/">atturra.com/au-en/</a>

## Business objectives

In accordance with Listing Rule 4.10.19 Atturra Limited confirms that Atturra Group has been utilising the cash and assets in a form readily convertible to cash that it held at the time of its admission to the Official List of ASX since its admission to the end of the reporting period in a way that is consistent with its business objectives.

## Corporate Governance Statement

Atturra Limited and the Board are committed to achieving and demonstrating the highest standards of corporate governance, Atturra Limited has reviewed its corporate governance practices against the Corporate Governance Principles and Recommendations (4th Edition) published by the ASX Corporate Governance Council.

Atturra Group's Corporate Governance Statement, which sets out the corporate governance practices that were in operation during the financial year and identifies and explains any Recommendations that have not been followed and ASX Appendix 4G are released to the ASX on the same day the Annual Report is released. The Corporate Governance Statement and Corporate Governance Compliance Manual can be found on Atturra Limited's website at [investors.atturra.com/governance/](https://investors.atturra.com/governance/).

